



# COMPREHENSIVE INGROUND LINER MEASURING FORM

## TABLE OF CONTENTS

\*PAGE IS REQUIRED FOR SUBMISSION

FORM PAGE	PG	FORM PAGE	PG
*DEALER/CONSUMER INFORMATION	2	OVAL FLAT BOTTOM WITH COVE	17
PATTERN SELECTION LISTING	3	OVAL - OVAL HOPPER	18
TRUESTONE ORDER FORM	4	OVAL - SAFETY LEDGE	19
RECTANGLE STANDARD HOPPER	5	DOUBLE ROMAN - OVAL HOPPER	20
RECTANGLE WITH SAFETY LEDGE	6	SINGLE ROMAN - OVAL HOPPER	21
FLAT BOTTOM WITH COVE	7	3 TREAD RECTANGLE STEP	22
RECTANGLE SPORT	8	4 TREAD RECTANGLE STEP	23
GRECIAN WITH SQUARE HOPPER	9	CORNER CAKE STEPS	24
GRECIAN WITH GRECIAN HOPPER	10	BOWED STEP	25
JEWEL - JEWEL HOPPER	11	CORNER STEP	26
JEWEL - OVAL HOPPER	12	FULL CAKE STEPS	27
LAZY-L LEFT - STANDARD HOPPER	13	BENCH	27
LAZY-L RIGHT - STANDARD HOPPER	14	CUSTOM SHAPE FORMS	29-30
TRUE-L LEFT - STANDARD HOPPER	15		
TRUE-L RIGHT - STANDARD HOPPER	16		

THESE FORMS ARE ALL DOWNLOADABLE VIA  
[WWW.GLIPOOLPRODUCTS.COM/IGFORMS](http://WWW.GLIPOOLPRODUCTS.COM/IGFORMS)

DISTRIBUTOR INFORMATION		CUSTOMER TAG NAME:		CHECK ONE	
NAME:				<input type="checkbox"/> QUOTE ONLY	<input type="checkbox"/> ORDER
LOCATION:		SHIP TO ADDRESS			
CONTACT:					
EMAIL:		ORDER INFORMATION			
		QUOTE#:	SO#:		
		PO #:		<input type="checkbox"/> SIGN OFF REQUESTED	

DEALER INFORMATION			
NAME:		S45 ID #:	
CITY/STATE:		EMAIL:	

EXTENDED WARRANTY PROGRAM	
<input type="checkbox"/> GOLD (\$1,500 & 5 YRS WATER & LABOR)	<input type="checkbox"/> SILVER (\$1,000 & 4 YRS WATER & LABOR)

BASIC LINER INFORMATION	
<input type="checkbox"/> BEADED (IF NOT STANDARD BEAD, WHAT TYPE: (_____))	<input type="checkbox"/> OVERLAP ( HOW MANY INCHES OF OVERLAP: ____INCHES)
FIBERGLASS STAIRS: <input type="checkbox"/> YES <input type="checkbox"/> NO IF YES, <input type="checkbox"/> STRAIGHT <input type="checkbox"/> RADIUS DRAW LOCATION ON SHAPE MEASURING FORM.	VINYL COVERED STAIRS OR BENCH <input type="checkbox"/> YES <input type="checkbox"/> NO IF YES, PROVIDE ACCOMPANYING STEP FORM AND DRAW LOCATION ON SHAPE MEASURING FORM.

NOTE: COMPLETE MEASURING FORM MUST INCLUDE THIS COVER SHEET, PLUS SHAPE MEASURING FORM. A STEP MEASURING FORM MUST BE INCLUDED WHERE APPLICABLE.

PATTERN SELECTION	
<input type="checkbox"/> WRITE IN (BELOW)	<input type="checkbox"/> SELECT PATTERN FROM FULL LISTING (PAGE 3)
PATTERN NAME:	
FLOOR NAME (IF KNOWN):	
MIL:	<input type="checkbox"/> 20 MIL <input type="checkbox"/> 27 MIL <input type="checkbox"/> 27/20 MIL

NON-STANDARD PATTERN SELECTION: SEE PAGE 4 & PROVIDE ALL REQUIRED INFORMATION.

COLORMAGIC™ POOL FIXTURES						
INSERT QUANTITY REQUIRED IN THE SELECTED COLOR(S):						
ITEM DESCRIPTION	PART #	DEFAULT COLOR	DARK GRAY (05-DKG)	DARK BLUE (07-DKB)	WHITE (01-WHT)	CLEAR (CLR)
VINYL TOP MAIN DRAIN COVER	VTDC					
BEAUTY RING EYEBALL FITTING	BR					X
SMALL SKIMMER FACE PLATE	SP1084					X
LARGE SKIMMER FACE PLATE	SP1085					X

CUSTOMER TAG NAME:		ORDER INFORMATION	
		QUOTE #:	SO#:
			PO#:
STANDARD LINER PATTERN SELECTION		STANDARD LINER PATTERN SELECTION	
STANDARD PATTERN	MIL SELECTION	STANDARD PATTERN	MIL SELECTION
DESTINATION SERIES		SIGNATURE PLUS SERIES	
BREAKING SEAWALL	<input type="checkbox"/> 27 MIL	CAYMAN	<input type="checkbox"/> 27/27 MIL
COROLLA	<input type="checkbox"/> 20 MIL <input type="checkbox"/> 27 MIL	LAGUNA	<input type="checkbox"/> 27/27 MIL
COURTSTONE BLUE	<input type="checkbox"/> 20 MIL <input type="checkbox"/> 27 MIL	MALIBU	<input type="checkbox"/> 27/27 MIL
COURTSTONE GRAY	<input type="checkbox"/> 20 MIL <input type="checkbox"/> 27 MIL	MODESTO	<input type="checkbox"/> 27/27 MIL
COVENTRY	<input type="checkbox"/> 20 MIL <input type="checkbox"/> 27 MIL	OCEAN BEACH	<input type="checkbox"/> 27/27 MIL
DURANGO	<input type="checkbox"/> 20 MIL <input type="checkbox"/> 27 MIL	PANAMA	<input type="checkbox"/> 27/27 MIL
FALLING ESAGONO	<input type="checkbox"/> 27 MIL	BORDERLESS PATTERN SELECTION	
HAMPTON	<input type="checkbox"/> 20 MIL <input type="checkbox"/> 27 MIL	FLOOR PATTERN	MIL
ISLAND WAVE	<input type="checkbox"/> 20 MIL <input type="checkbox"/> 27 MIL	AQAURIUS HD	<input type="checkbox"/> 27 MIL
LEGENDS	<input type="checkbox"/> 20 MIL <input type="checkbox"/> 27 MIL	BLUE GRANITE	<input type="checkbox"/> 20 MIL <input type="checkbox"/> 27 MIL
MOUNTAIN MOSAIC	<input type="checkbox"/> 20 MIL <input type="checkbox"/> 27 MIL	BLUE SLATE	<input type="checkbox"/> 27 MIL
ROYAL AMBER	<input type="checkbox"/> 27 MIL	COBALT FUSION	<input type="checkbox"/> 20 MIL <input type="checkbox"/> 27 MIL
SAVANNAH	<input type="checkbox"/> 20 MIL <input type="checkbox"/> 27 MIL	CRYSTAL QUARTZ	<input type="checkbox"/> 27 MIL
SUMMERWAVE	<input type="checkbox"/> 20 MIL <input type="checkbox"/> 27 MIL	DISCO PEARL	<input type="checkbox"/> 27 MIL
TULUM	<input type="checkbox"/> 20 MIL <input type="checkbox"/> 27 MIL	ECLIPSE AMBER	<input type="checkbox"/> 27 MIL
WHITEHAVEN	<input type="checkbox"/> 27 MIL	ESAGONO	<input type="checkbox"/> 27 MIL
SIGNATURE SERIES		FLAGSTONE GRAY	<input type="checkbox"/> 27 MIL
BALI	<input type="checkbox"/> 27/20 MIL	FLAGSTONE TAN	<input type="checkbox"/> 27 MIL
CARNEGIE COBALT	<input type="checkbox"/> 27/20 MIL	GRAY CRYSTAL	<input type="checkbox"/> 27 MIL
INDIGO MARBLE	<input type="checkbox"/> 27/20 MIL	MAYAN MOSAIC	<input type="checkbox"/> 20 MIL <input type="checkbox"/> 27 MIL
SHIMMER STONE FOR DESTINATION SERIES		MOSAIC DARK GRAY	<input type="checkbox"/> 20 MIL <input type="checkbox"/> 27 MIL
BLUE SLATE	<input type="checkbox"/> 27 MIL	MOSAIC LIGHT BLUE	<input type="checkbox"/> 20 MIL <input type="checkbox"/> 27 MIL
DISCO PEARL	<input type="checkbox"/> 27 MIL	MOUNT BLEU	<input type="checkbox"/> 27 MIL
ESAGONO	<input type="checkbox"/> 27 MIL	MOUNT GRIS	<input type="checkbox"/> 27 MIL
OBSIDIAN	<input type="checkbox"/> 27 MIL	MYSTIC LIGHT BLUE	<input type="checkbox"/> 20 MIL <input type="checkbox"/> 27 MI
PEARLSTONE	<input type="checkbox"/> 27 MIL	OBSIDIAN	<input type="checkbox"/> 27 MIL
FLOORTEX SERIES		PEARLSTONE	<input type="checkbox"/> 27 MIL
MOUNT GRIS	<input type="checkbox"/> 27 MIL	POLYNESIAN	<input type="checkbox"/> 27 MIL
MOUNT BLEU	<input type="checkbox"/> 27 MIL	REEF	<input type="checkbox"/> 27 MIL
		ROYAL AMBER	<input type="checkbox"/> 27 MIL
		ROYAL PRISM	<input type="checkbox"/> 27 MIL
		SANDSTONE TAN	<input type="checkbox"/> 20 MIL <input type="checkbox"/> 27 MIL
		SEAGLASS	<input type="checkbox"/> 20 MIL <input type="checkbox"/> 27 MIL
		STARDUST BLUE	<input type="checkbox"/> 20 MIL <input type="checkbox"/> 27 MIL
		STARDUST GRAY	<input type="checkbox"/> 20 MIL <input type="checkbox"/> 27 MIL
		TERRAZZO CARIBBEAN	<input type="checkbox"/> 20 MIL <input type="checkbox"/> 27 MIL
		WHITE PACIFIC	<input type="checkbox"/> 27 MIL



# TRUESTONE LINER ORDER FORM

Ver. 23.01.01

DISTRIBUTOR INFORMATION		CUSTOMER TAG NAME:	CHECK ONE	
NAME:			<input type="checkbox"/> QUOTE ONLY	<input type="checkbox"/> ORDER
LOCATION:		SHIP TO ADDRESS		
CONTACT:			<b>ORDER INFORMATION</b>	
EMAIL:			QUOTE#:	SO#:
			PO #:	<input type="checkbox"/> SIGN OFF REQUESTED

DEALER INFORMATION			
NAME:		S45 ID #:	
CITY/STATE:		EMAIL:	

EXTENDED WARRANTY PROGRAM	
<input type="checkbox"/> GOLD (\$1,500 & 5 YRS WATER & LABOR)	<input type="checkbox"/> SILVER (\$1,000 & 4 YRS WATER & LABOR)

BASIC LINER INFORMATION	
<input type="checkbox"/> BEADED (IF NOT STANDARD BEAD, WHAT TYPE: (____))	<input type="checkbox"/> OVERLAP ( HOW MANY INCHES OF OVERLAP: ____ INCHES
FIBERGLASS STAIRS: <input type="checkbox"/> YES <input type="checkbox"/> NO IF YES, <input type="checkbox"/> STRAIGHT <input type="checkbox"/> RADIUS DRAW LOCATION ON SHAPE MEASURING FORM.	VINYL COVERED STAIRS OR BENCH <input type="checkbox"/> YES <input type="checkbox"/> NO IF YES, PROVIDE ACCOMPANYING STEP FORM AND DRAW LOCATION ON SHAPE MEASURING FORM.

NOTE: COMPLETE MEASURING FORM MUST INCLUDE THIS COVER SHEET, PLUS SHAPE MEASURING FORM. A STEP MEASURING FORM MUST BE INCLUDED WHERE APPLICABLE.

TRUESTONE WALL PATTERN SELECTION	
WALL PATTERN NAME:	
MIL:	<input type="checkbox"/> 20 MIL <input type="checkbox"/> 27 MIL <input type="checkbox"/> 27/20 MIL

TRUESTONE FLOOR PATTERN SELECTION	
FLOOR PATTERN NAME:	
MIL:	<input type="checkbox"/> 20 MIL <input type="checkbox"/> 27 MIL <input type="checkbox"/> 27/20 MIL

FEATURE #1 PATTERN SELECTION	
<input type="checkbox"/> ALL FEATURES WILL BE THE SAME PATTERN	WRITE PATTERN BELOW:
FEATURE #1 NAME: (EX: STEP, SUNDECK)	
FEATURE #2 NAME:	
FEATURE #3 NAME:	
SURESTEP TEXTURED VINYL (DEFAULT OPTION IS YES)	<input type="checkbox"/> YES <input type="checkbox"/> NO

COLORMAGIC™ POOL FIXTURES						
INSERT QUANTITY REQUIRED IN THE SELECTED COLOR(S):						
ITEM DESCRIPTION	PART #	DEFAULT COLOR	DARK GRAY (05-DKG)	DARK BLUE (07-DKB)	WHITE (01-WHT)	CLEAR (CLR)
VINYL TOP MAIN DRAIN COVER	VTDC					
BEAUTY RING EYEBALL FITTING	BR					
SMALL SKIMMER FACE PLATE	SP1084					
LARGE SKIMMER FACE PLATE	SP1085					

NOTE: BY NOT SELECTING A PATTERN AND/OR MIL YOU MAY DELAY THE LINER LEAD TIME.

# RECTANGLE STANDARD HOPPER

CUSTOMER TAG NAME:

ORDER INFORMATION

QUOTE #: SQ#:

PO#:

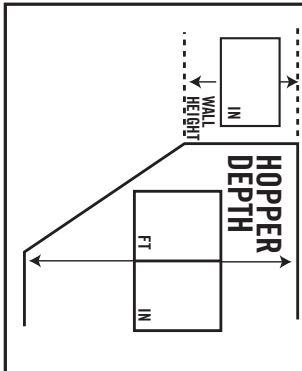
**FIBERGLASS STEPS**

YES -->  STRAIGHT  RADIUS  
 LOCATION  CENTER SHALLOW END  OTHER (DRAW IN LOCATION)

**VINYL COVERED STEPS**

YES --> NOTE: STEP MEASURING FORM REQUIRED  
 LOCATION:  CENTER SHALLOW END  OTHER (DRAW IN LOCATION)

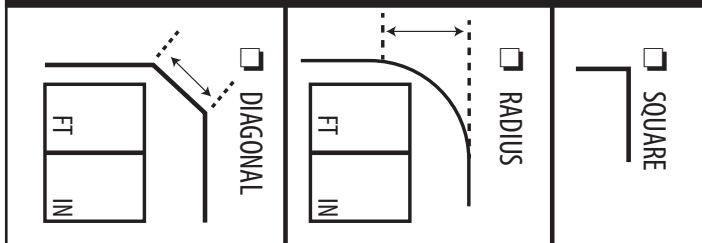
**DEPTH MEASUREMENTS**



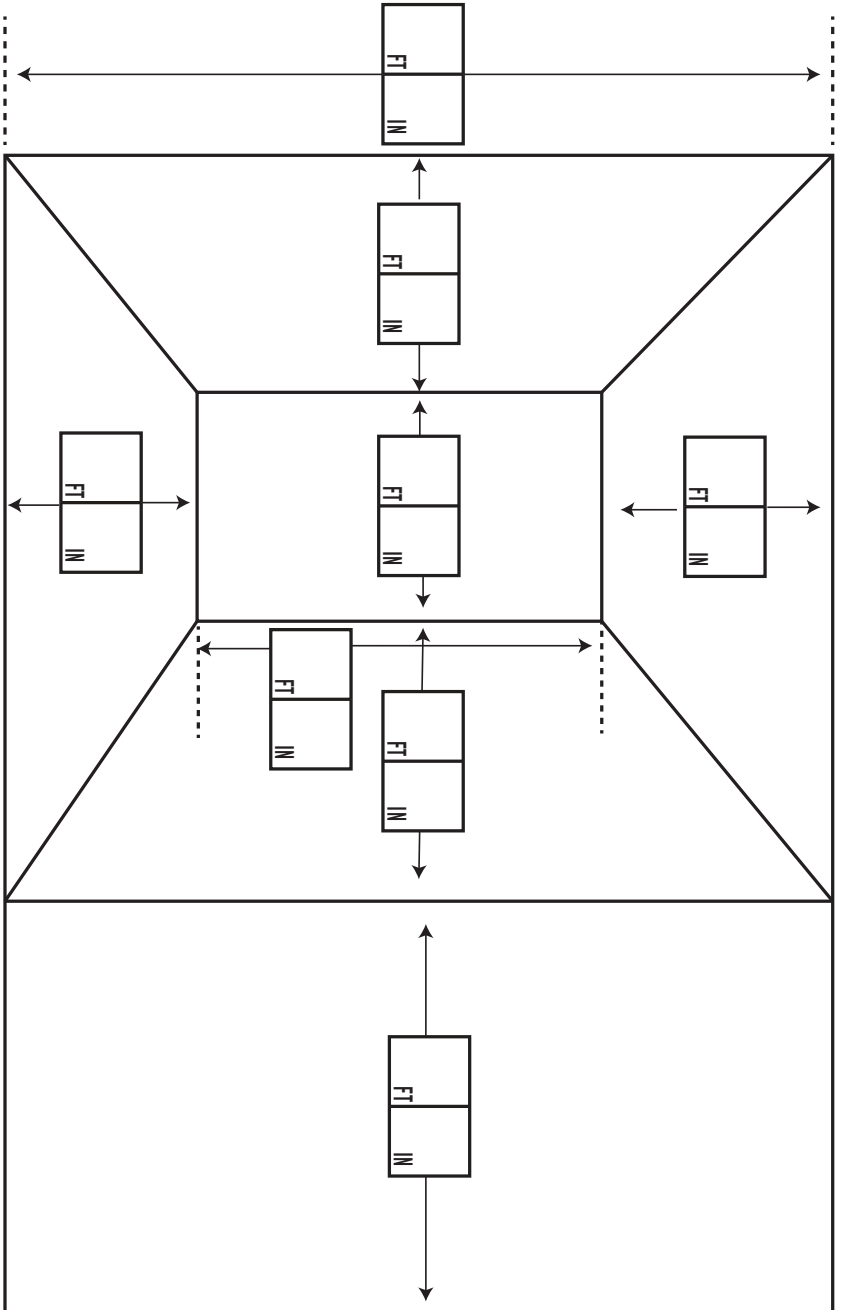
**HOPPER PAD CORNERS**

SQUARE  
 RADIUS \_\_\_\_\_ IN.

**CORNER SIZE & SHAPE**



ALL WIDTH MEASUREMENTS MUST ADD UP TO THIS NUMBER.



ALL LENGTH MEASUREMENTS MUST ADD UP TO THIS NUMBER.



# RECTANGLE WITH SAFETY LEDGE

CUSTOMER TAG NAME:

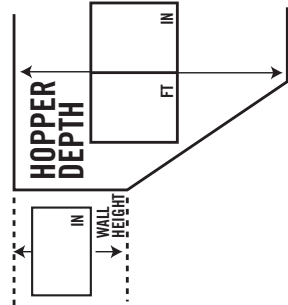
ORDER INFORMATION

QUOTE #:

SO#:

PO#:

## DEPTH MEASUREMENTS



## HOPPER PAD CORNERS

SQUARE  
 RADIUS \_\_\_\_\_ IN.  
 RADIUS \_\_\_\_\_ IN.

### CORNER SIZE & SHAPE

SQUARE

RADIUS

DIAGONAL

## FIBERGLASS STEPS

YES

STRAIGHT  RADIUS

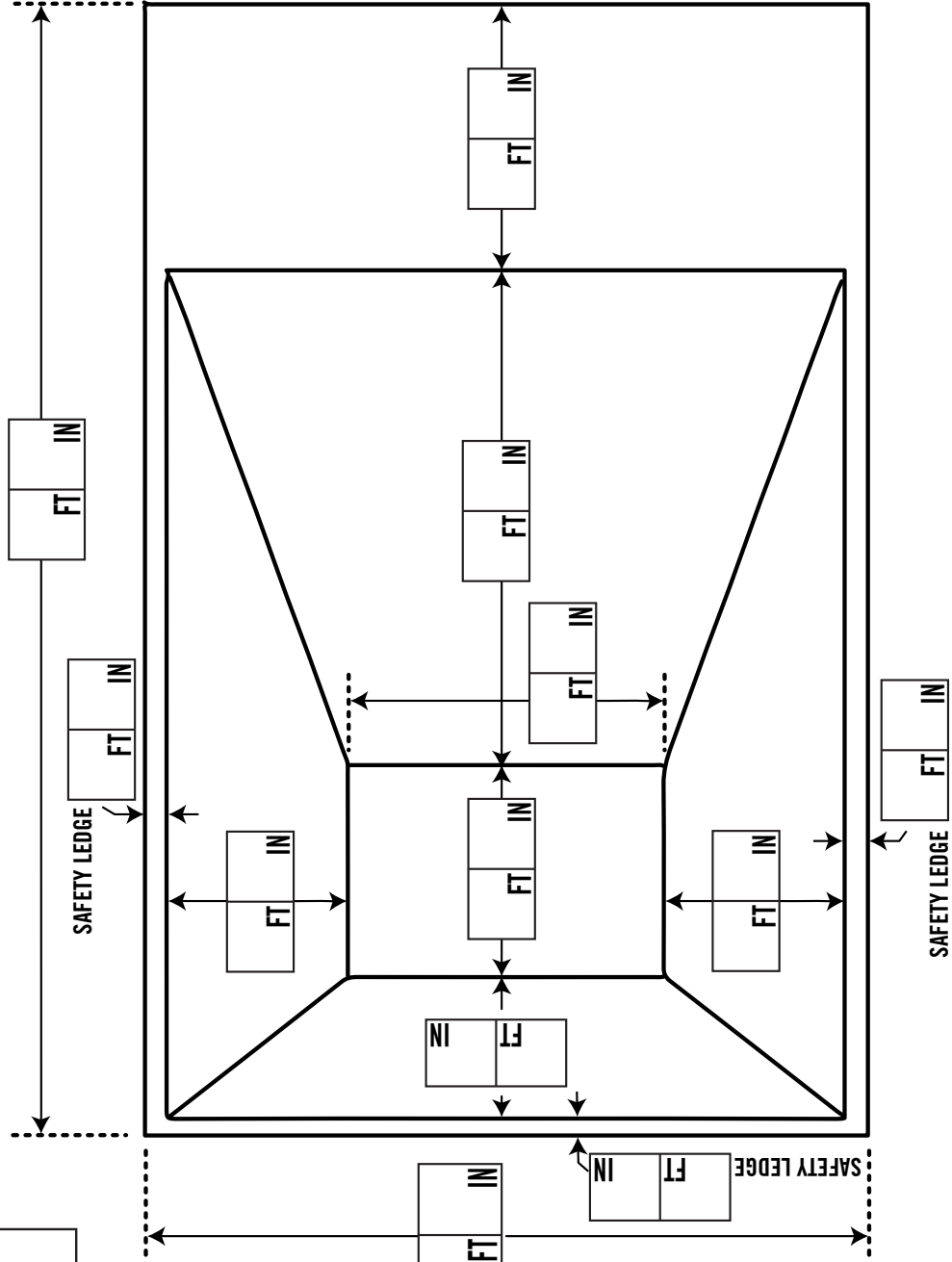
LOCATION  CENTER SHALLOW END  OTHER (DRAW IN LOCATION)

## VINYL COVERED STEPS

YES --> NOTE: STEP MEASURING FORM REQUIRED

LOCATION:  CENTER SHALLOW END  OTHER (DRAW IN LOCATION)

ALL LENGTH MEASUREMENTS MUST ADD UP TO THIS NUMBER.



ALL WIDTH MEASUREMENTS MUST ADD UP TO THIS NUMBER.

CUSTOMER TAG NAME:

ORDER INFORMATION

QUOTE #: SQ#:

PO#:

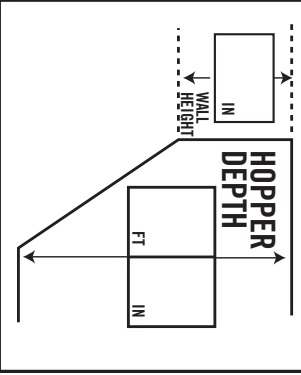
FIBERGLASS STEPS

YES -->  STRAIGHT  RADIUS  
LOCATION:  DRAW IN LOCATION

VINYL COVERED STEPS

YES --> NOTE: STEP MEASURING FORM REQUIRED  
LOCATION:  DRAW IN LOCATION

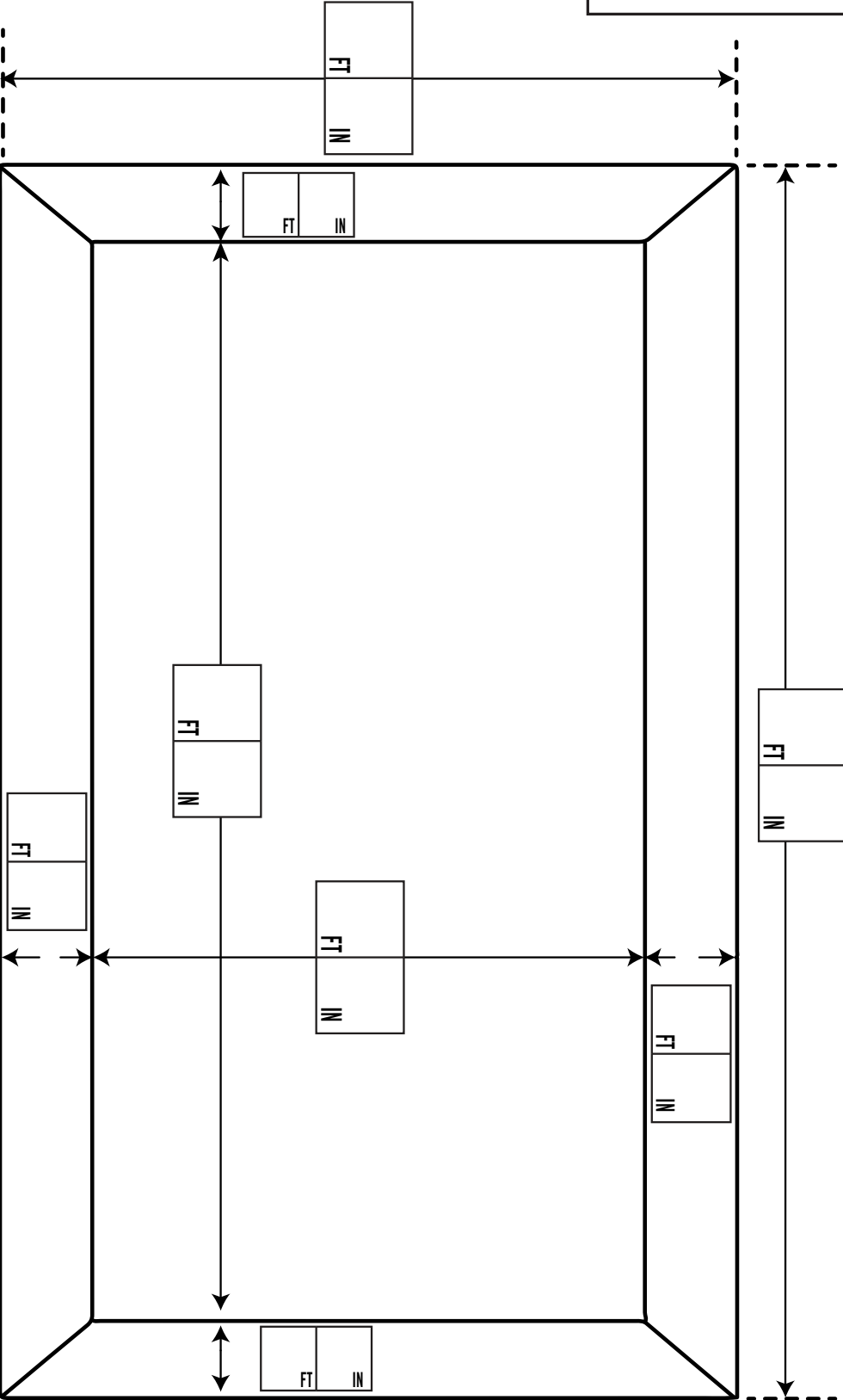
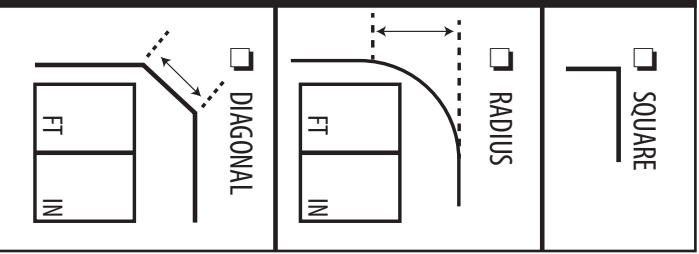
**DEPTH MEASUREMENTS**



ALL WIDTH MEASUREMENTS MUST ADD UP TO THIS NUMBER.

ALL LENGTH MEASUREMENTS MUST ADD UP TO THIS NUMBER.

**CORNER SIZE & SHAPE**



# RECTANGLE SPORT

CUSTOMER TAG NAME:

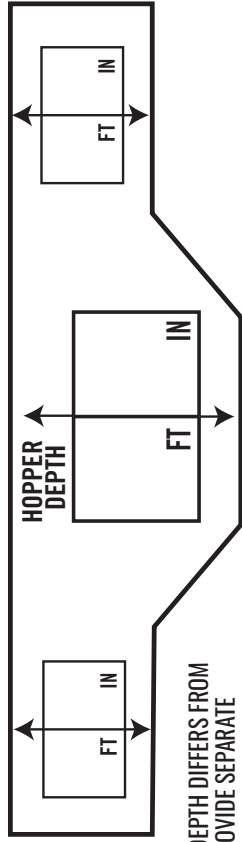
QUOTE #:

SO#:

SO#

ORDER INFORMATION

DEPTH MEASUREMENTS - SIDE VIEW



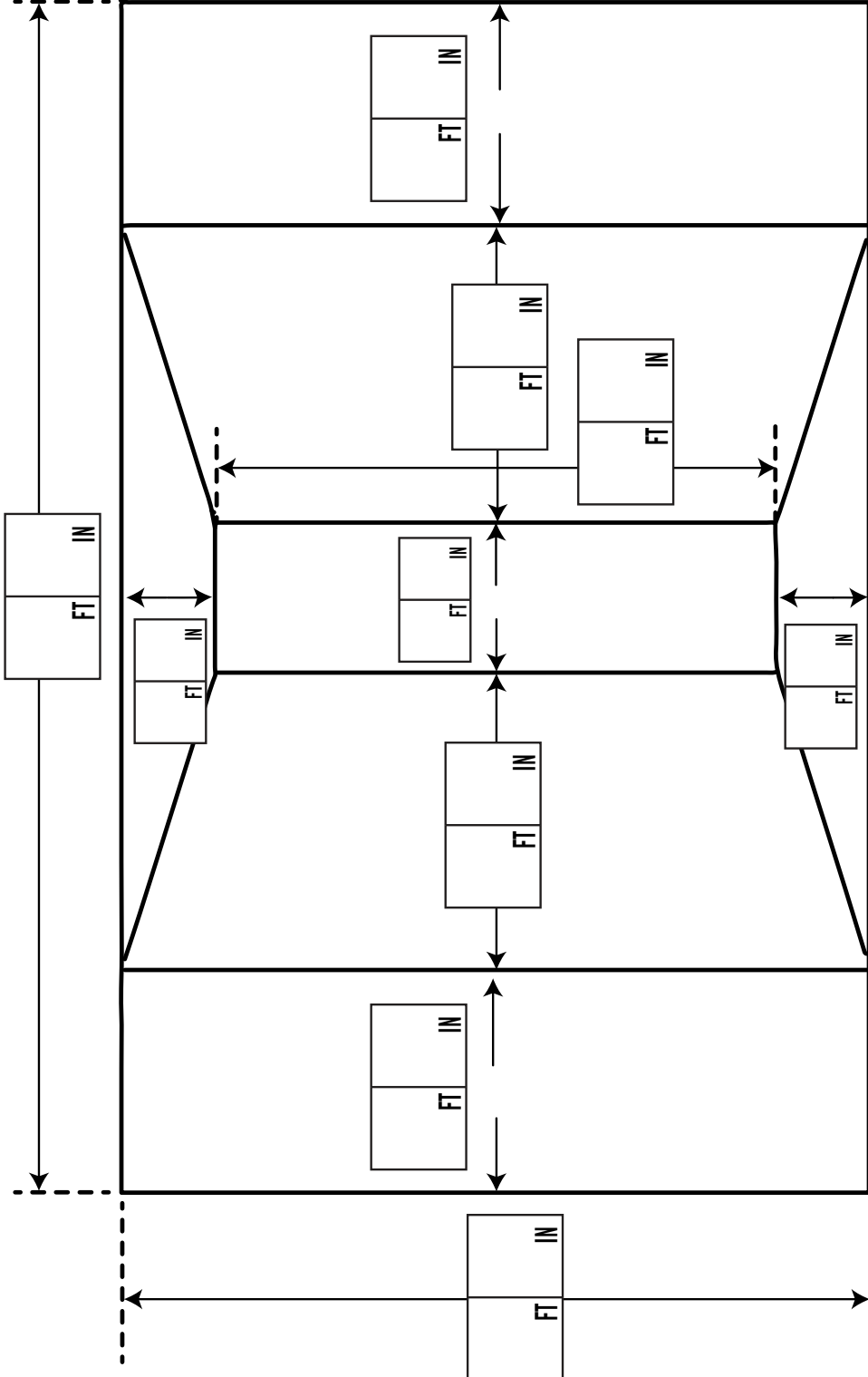
### FIBERGLASS STEPS

- YES -->  STRAIGHT  RADIUS
- LOCATION  DRAW IN LOCATION

### VINYL COVERED STEPS

- YES --> NOTE: STEP MEASURING FORM REQUIRED
- LOCATION  DRAW IN LOCATION

ALL LENGTH MEASUREMENTS MUST ADD UP TO THIS NUMBER.



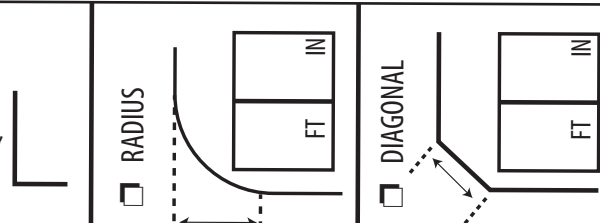
ALL WIDTH MEASUREMENTS MUST ADD UP TO THIS NUMBER.

### CORNER SIZE & SHAPE

SQUARE

RADIUS

DIAGONAL





# GRECIAN WITH RECTANGLE HOPPER

CUSTOMER TAG NAME:

ORDER INFORMATION

QUOTE #: SQ#:

PO#:

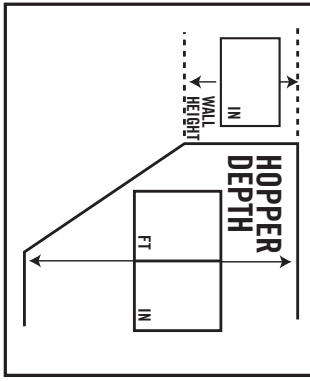
**FIBERGLASS STEPS**

YES -->  STRAIGHT  RADIUS  
 LOCATION  CENTER SHALLOW END  OTHER (DRAW IN LOCATION)

**VINYL COVERED STEPS**

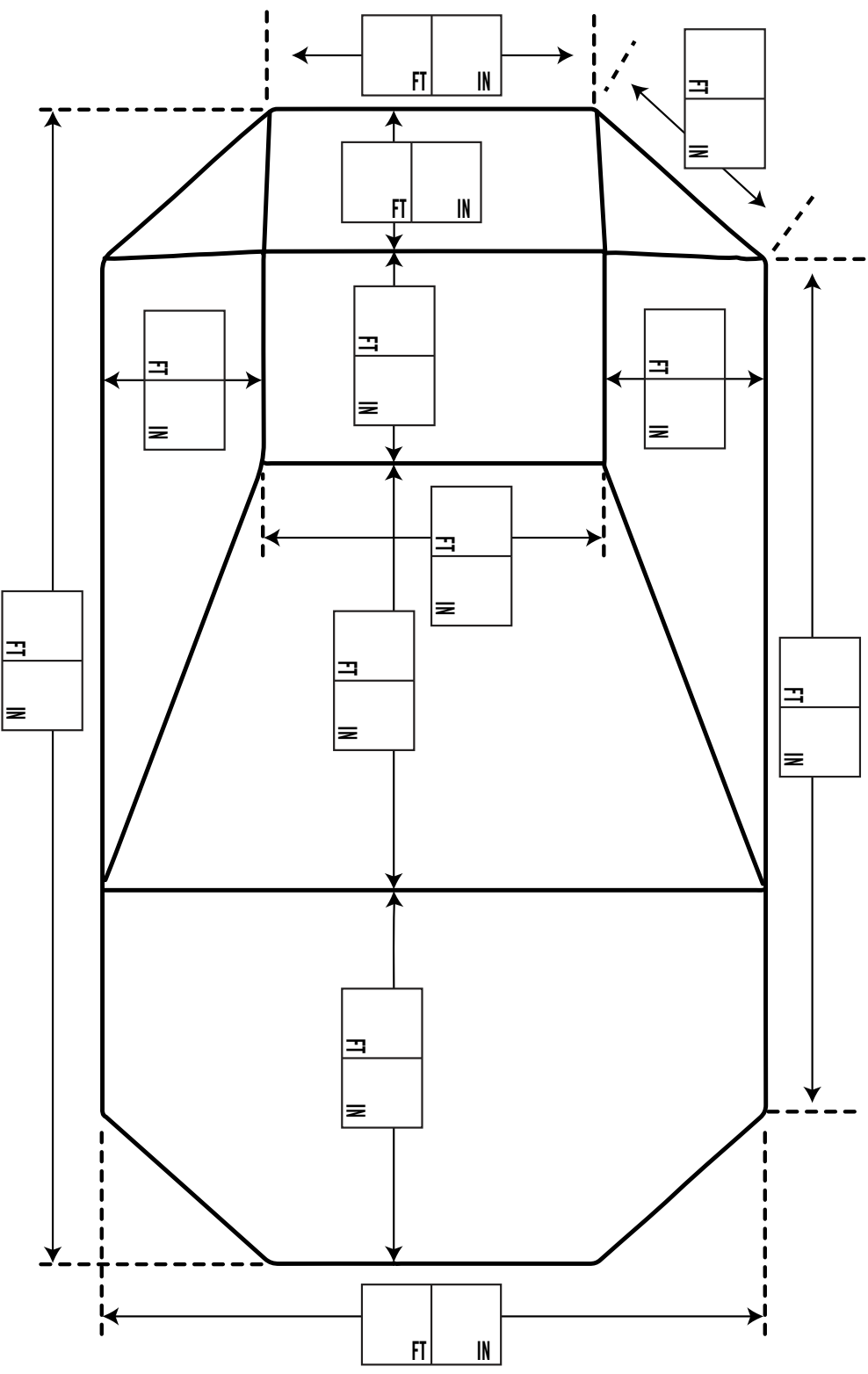
YES --> NOTE: STEP MEASURING FORM REQUIRED  
 LOCATION:  CENTER SHALLOW END  OTHER (DRAW IN LOCATION)

**DEPTH MEASUREMENTS**



**HOPPER PAD CORNERS**

SQUARE  
 RADIUS \_\_\_\_\_ IN.



ALL WIDTH MEASUREMENTS MUST ADD UP TO THIS NUMBER.

ALL LENGTH MEASUREMENTS MUST ADD UP TO THIS NUMBER.

# GREGCIAN WITH GRECIAN HOPPER



CUSTOMER TAG NAME:

ORDER INFORMATION

QUOTE #:

SO#:

PO#:

## FIBERGLASS STEPS

YES

STRAIGHT  RADIUS

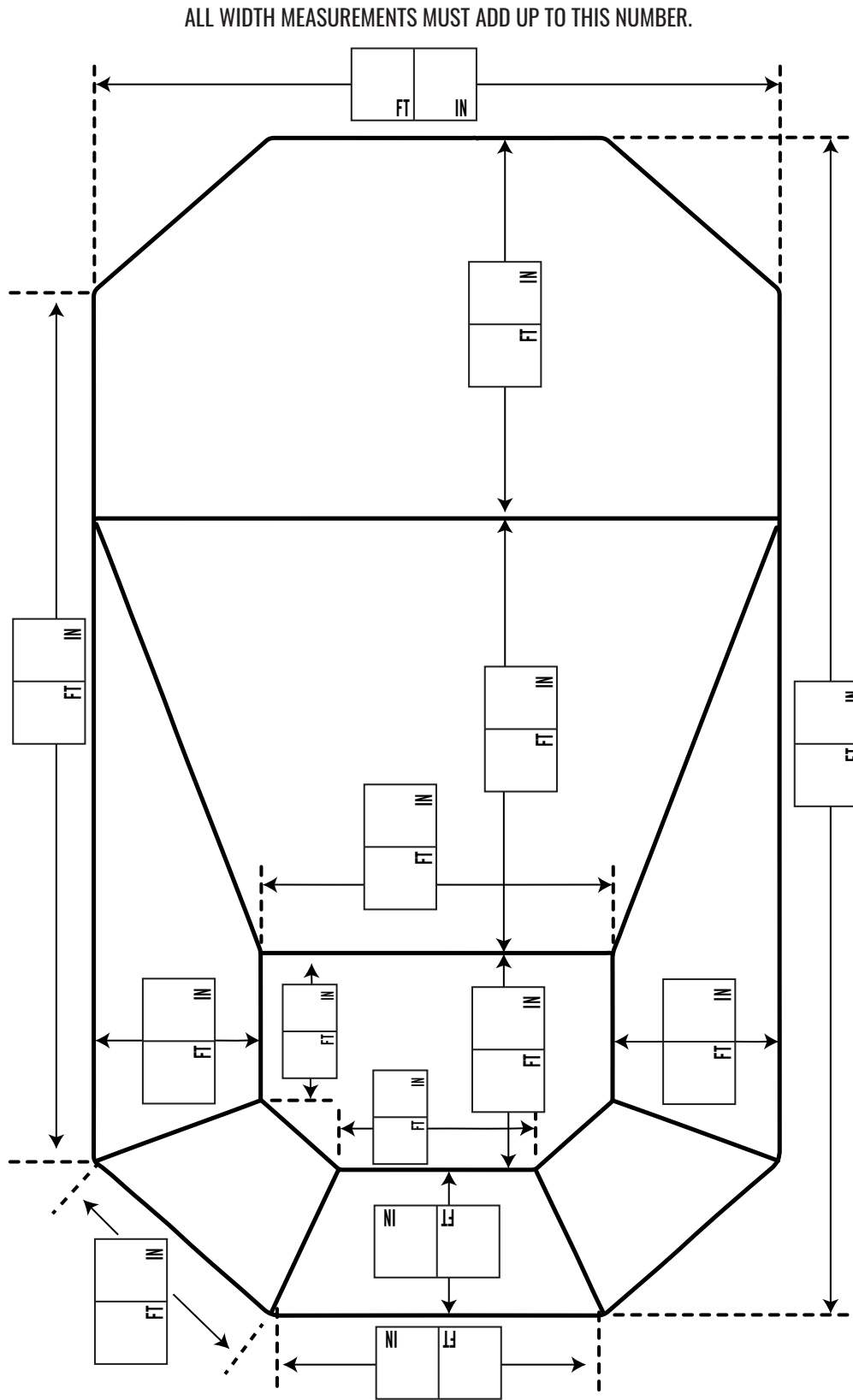
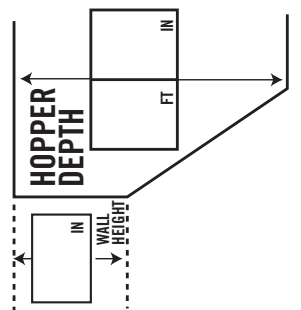
LOCATION:  CENTER SHALLOW END  OTHER (DRAW IN LOCATION)

## VINYL COVERED STEPS

YES --> NOTE: STEP MEASURING FORM REQUIRED

LOCATION:  CENTER SHALLOW END  OTHER (DRAW IN LOCATION)

## DEPTH MEASUREMENTS



ALL LENGTH MEASUREMENTS MUST ADD UP TO THIS NUMBER.

# JEWEL - JEWEL HOPPER

CUSTOMER TAG NAME:

FIBERGLASS STEPS

VINYL COVERED STEPS

ORDER INFORMATION

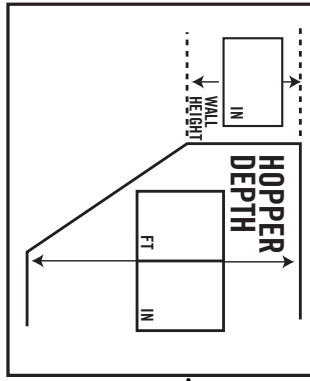
YES -->  STRAIGHT  RADIUS  
 LOCATION  CENTER SHALLOW END  OTHER (DRAW IN LOCATION)

YES --> NOTE: STEP MEASURING FORM REQUIRED  
 LOCATION:  CENTER SHALLOW END  OTHER (DRAW IN LOCATION)

QUOTE #: \_\_\_\_\_ SO#: \_\_\_\_\_

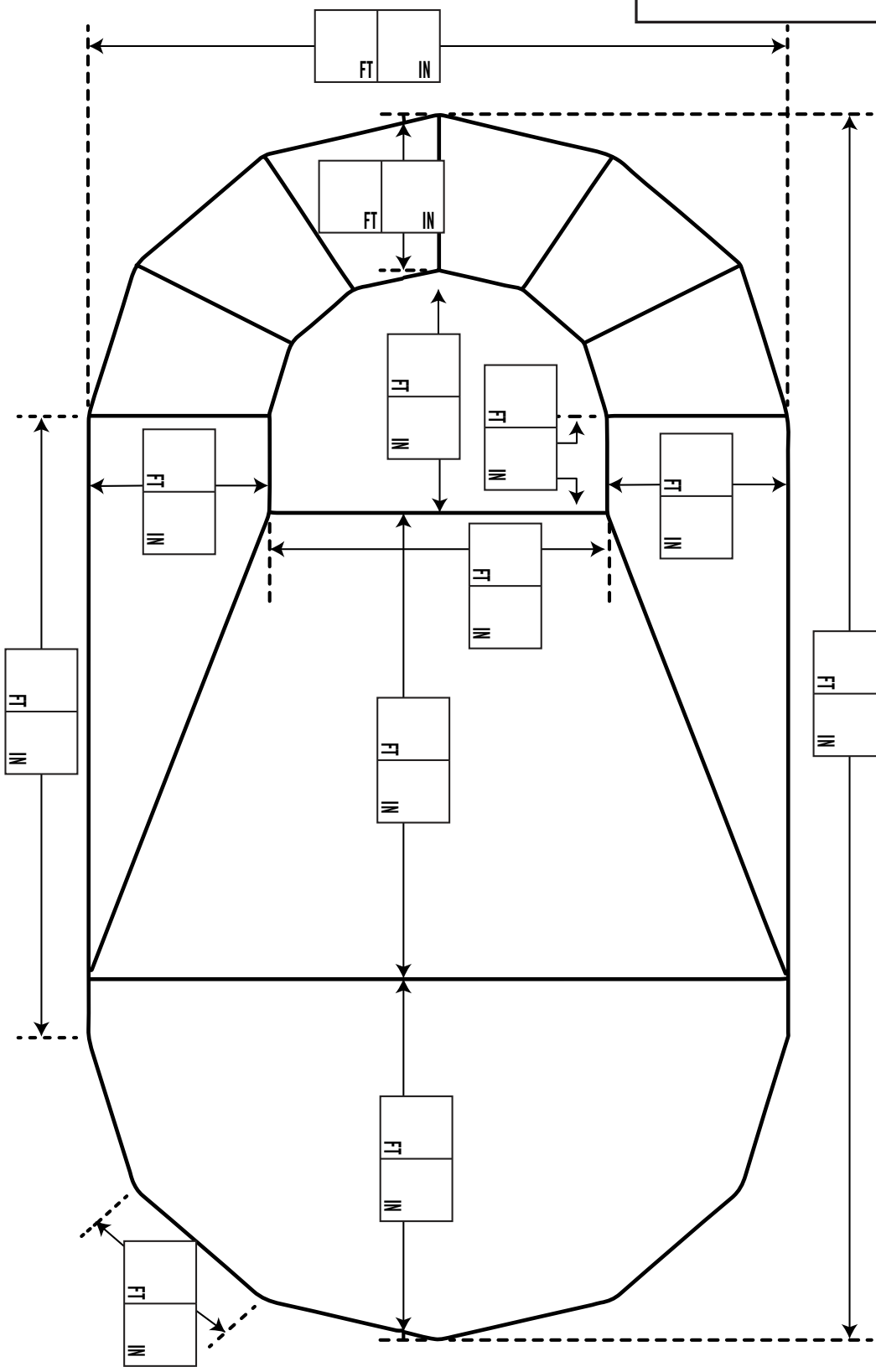
PO#: \_\_\_\_\_

## DEPTH MEASUREMENTS



ALL WIDTH MEASUREMENTS MUST ADD UP TO THIS NUMBER.

ALL LENGTH MEASUREMENTS MUST ADD UP TO THIS NUMBER.





# JEWEL - OVAL HOPPER

CUSTOMER TAG NAME:

ORDER INFORMATION

QUOTE #:

SO#:

PO#:

## FIBERGLASS STEPS

YES

STRAIGHT  RADIUS

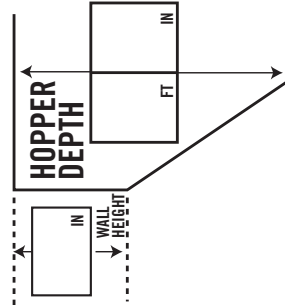
LOCATION:  CENTER SHALLOW END  OTHER (DRAW IN LOCATION)

## VINYL COVERED STEPS

YES --> NOTE: STEP MEASURING FORM REQUIRED

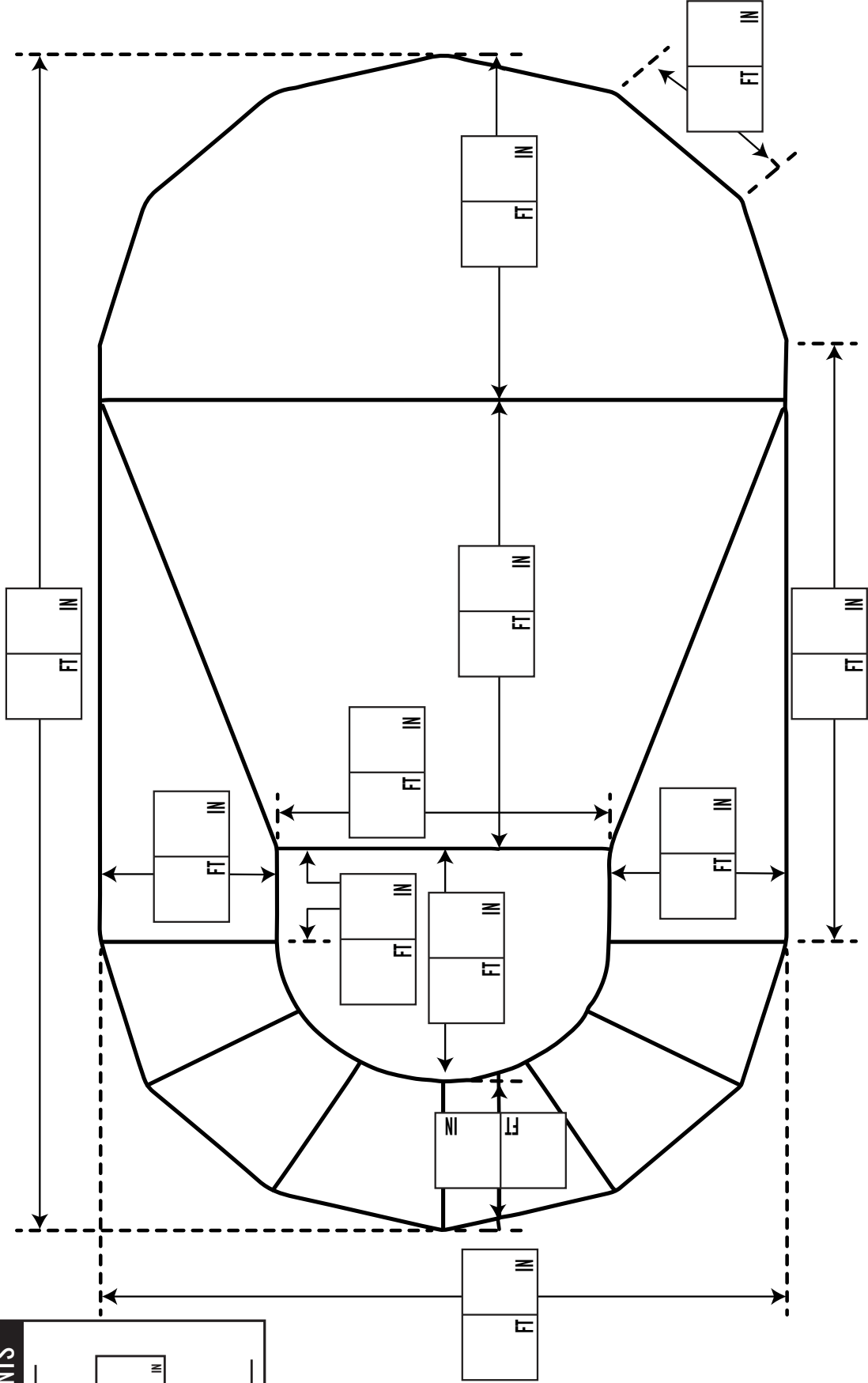
LOCATION:  CENTER SHALLOW END  OTHER (DRAW IN LOCATION)

### DEPTH MEASUREMENTS



ALL WIDTH MEASUREMENTS MUST ADD UP TO THIS NUMBER.

ALL LENGTH MEASUREMENTS MUST ADD UP TO THIS NUMBER.



CUSTOMER TAG NAME:

ORDER INFORMATION

QUOTE #: SQ#:

PO#:

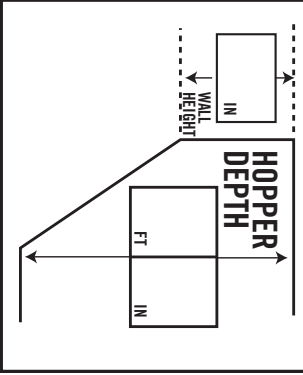
**FIBERGLASS STEPS**

YES -->  STRAIGHT  RADIUS  
 LOCATION  CENTER SHALLOW END  OTHER (DRAW IN LOCATION)

**VINYL COVERED STEPS**

YES --> NOTE: STEP MEASURING FORM REQUIRED  
 LOCATION:  CENTER SHALLOW END  OTHER (DRAW IN LOCATION)

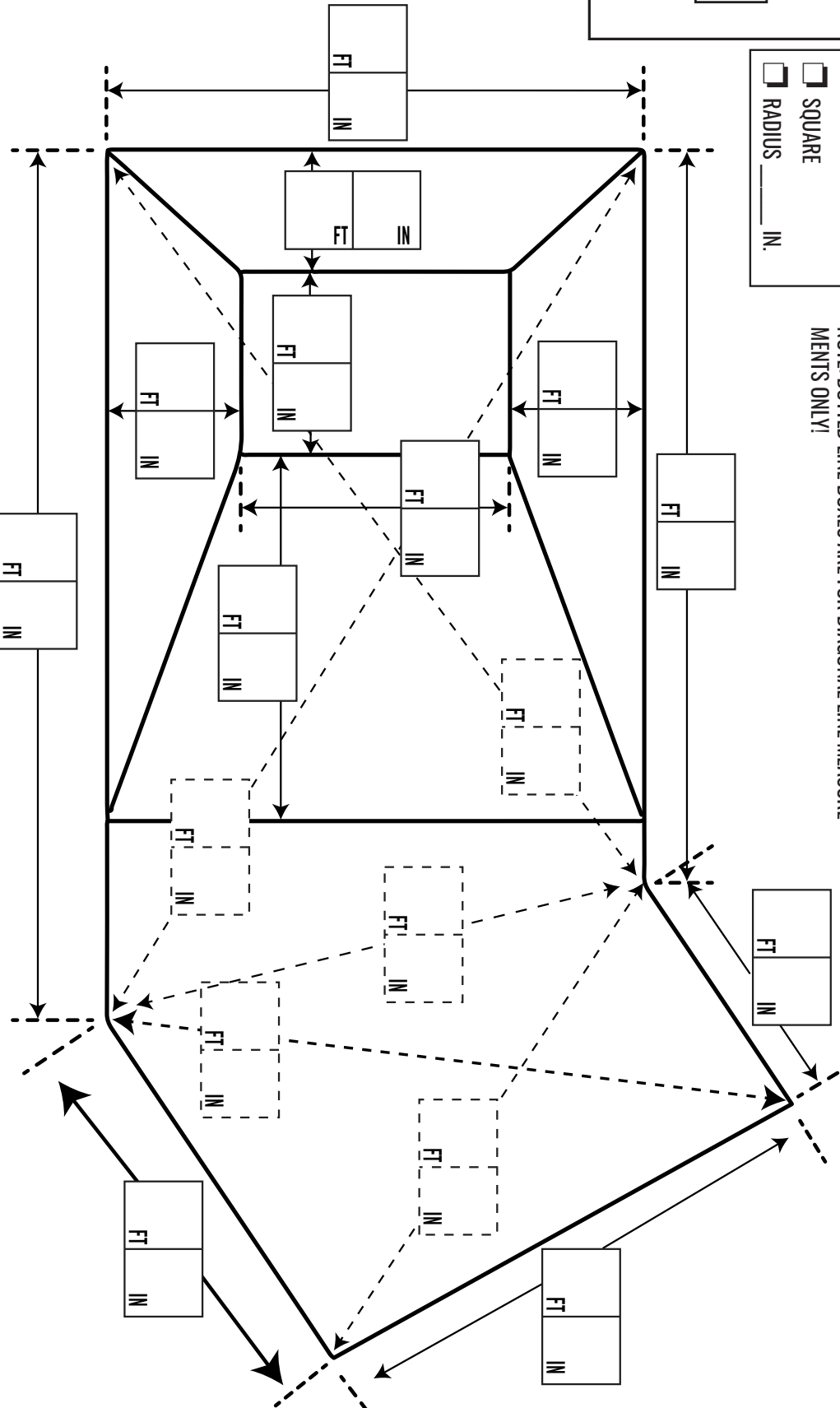
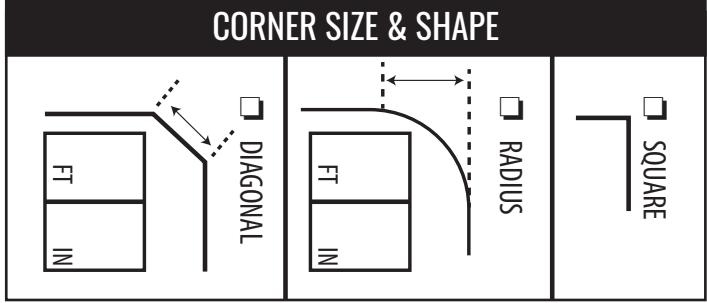
**DEPTH MEASUREMENTS**



**HOPPER PAD CORNERS**

SQUARE  
 RADIUS \_\_\_\_\_ IN.

NOTE: DOTTED LINE BOXES ARE FOR DIAGONAL LINE MEASUREMENTS ONLY!





# LAZY-L RIGHT - STANDARD HOPPER

CUSTOMER TAG NAME:

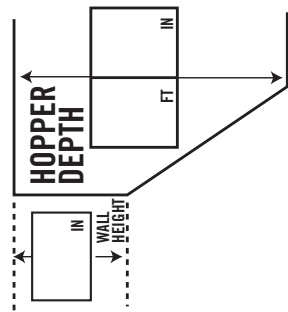
ORDER INFORMATION

QUOTE #:

SO#:

PO#:

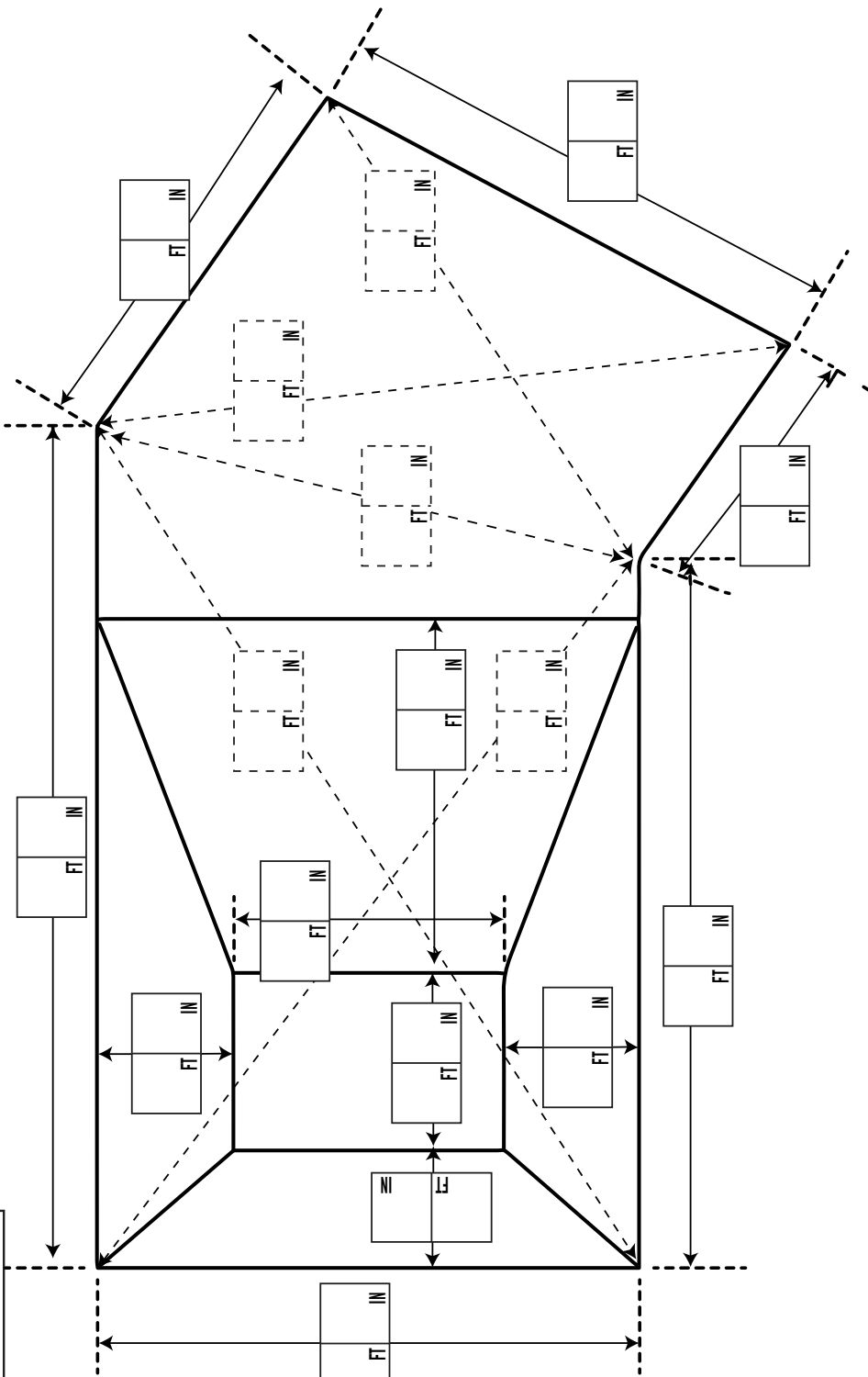
### DEPTH MEASUREMENTS



### HOPPER PAD CORNERS

SQUARE  
 RADIUS \_\_\_\_\_ IN.

NOTE: DOTTED LINE BOXES ARE FOR DIAGONAL LINE MEASUREMENTS ONLY!



SQUARE

RADIUS

DIAGONAL

### CORNER SIZE & SHAPE

### FIBERGLASS STEPS

YES

STRAIGHT  RADIUS

LOCATION:  CENTER SHALLOW END  OTHER (DRAW IN LOCATION)

### VINYL COVERED STEPS

YES --> NOTE: STEP MEASURING FORM REQUIRED

LOCATION:  CENTER SHALLOW END  OTHER (DRAW IN LOCATION)

# TRUE-L LEFT - STANDARD HOPPER

CUSTOMER TAG NAME:

ORDER INFORMATION

QUOTE #: SQ#:

PO#:

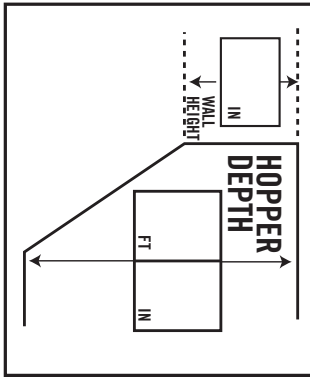
FIBERGLASS STEPS

YES -->  STRAIGHT  RADIUS  
 LOCATION:  CENTER SHALLOW END  OTHER (DRAW IN LOCATION)

VINYL COVERED STEPS

YES --> NOTE: STEP MEASURING FORM REQUIRED  
 LOCATION:  CENTER SHALLOW END  OTHER (DRAW IN LOCATION)

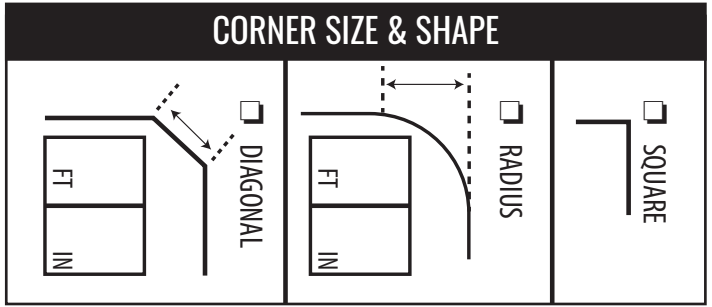
DEPTH MEASUREMENTS



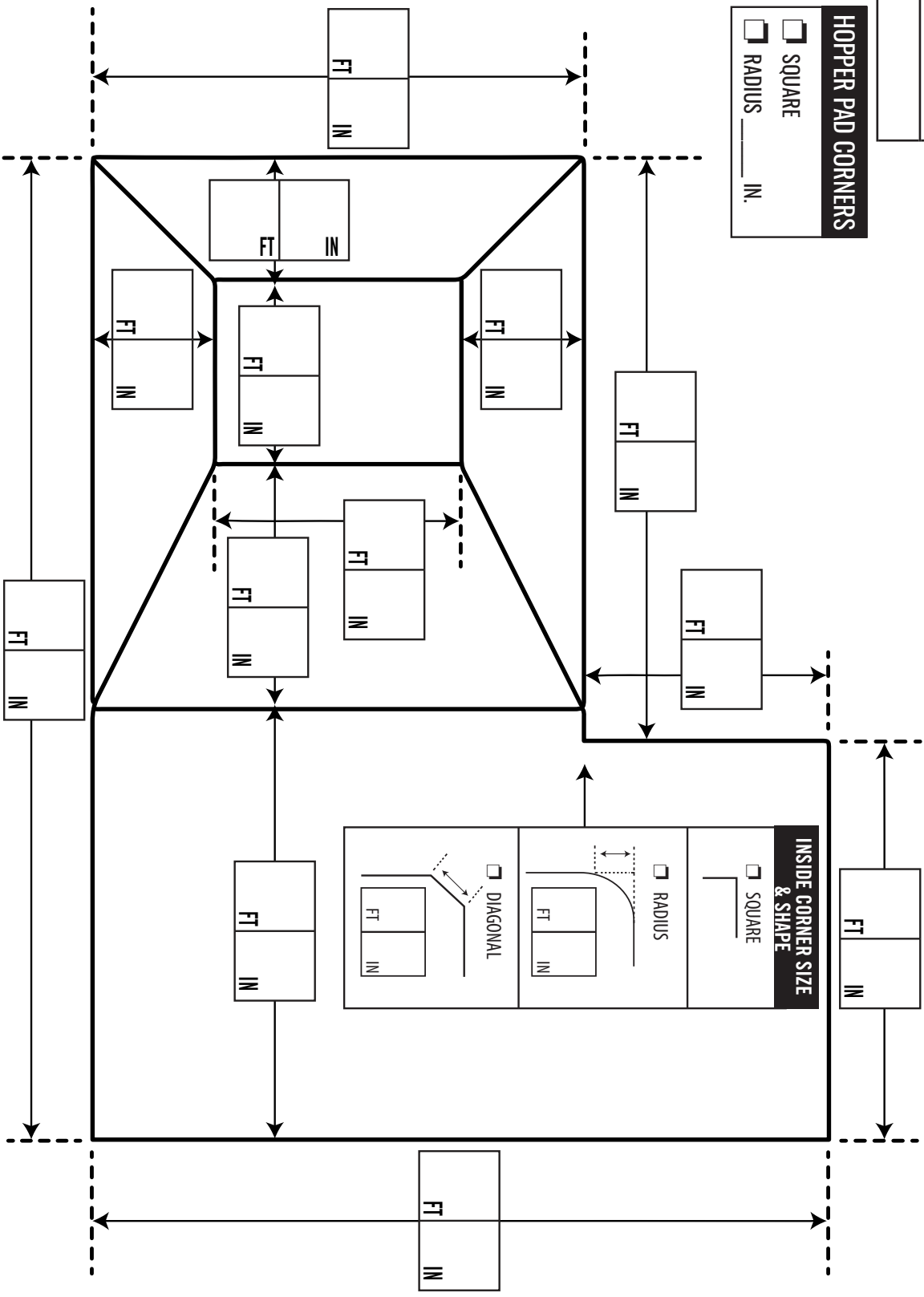
HOPPER PAD CORNERS

SQUARE  
 RADIUS \_\_\_\_\_ IN.

CORNER SIZE & SHAPE



ALL WIDTH MEASUREMENTS MUST ADD UP TO THIS NUMBER.



ALL LENGTH MEASUREMENTS MUST ADD UP TO THIS NUMBER.



# TRUE-L RIGHT - STANDARD HOPPER

**CUSTOMER TAG NAME:** \_\_\_\_\_

**ORDER INFORMATION**

QUOTE #: \_\_\_\_\_ SO#: \_\_\_\_\_

PO#: \_\_\_\_\_

**FIBERGLASS STEPS**

YES


STRAIGHT  RADIUS

LOCATION:  CENTER SHALLOW END  OTHER (DRAW IN LOCATION)

**VINYL COVERED STEPS**

YES --> NOTE: STEP MEASURING FORM REQUIRED

LOCATION:  CENTER SHALLOW END  OTHER (DRAW IN LOCATION)

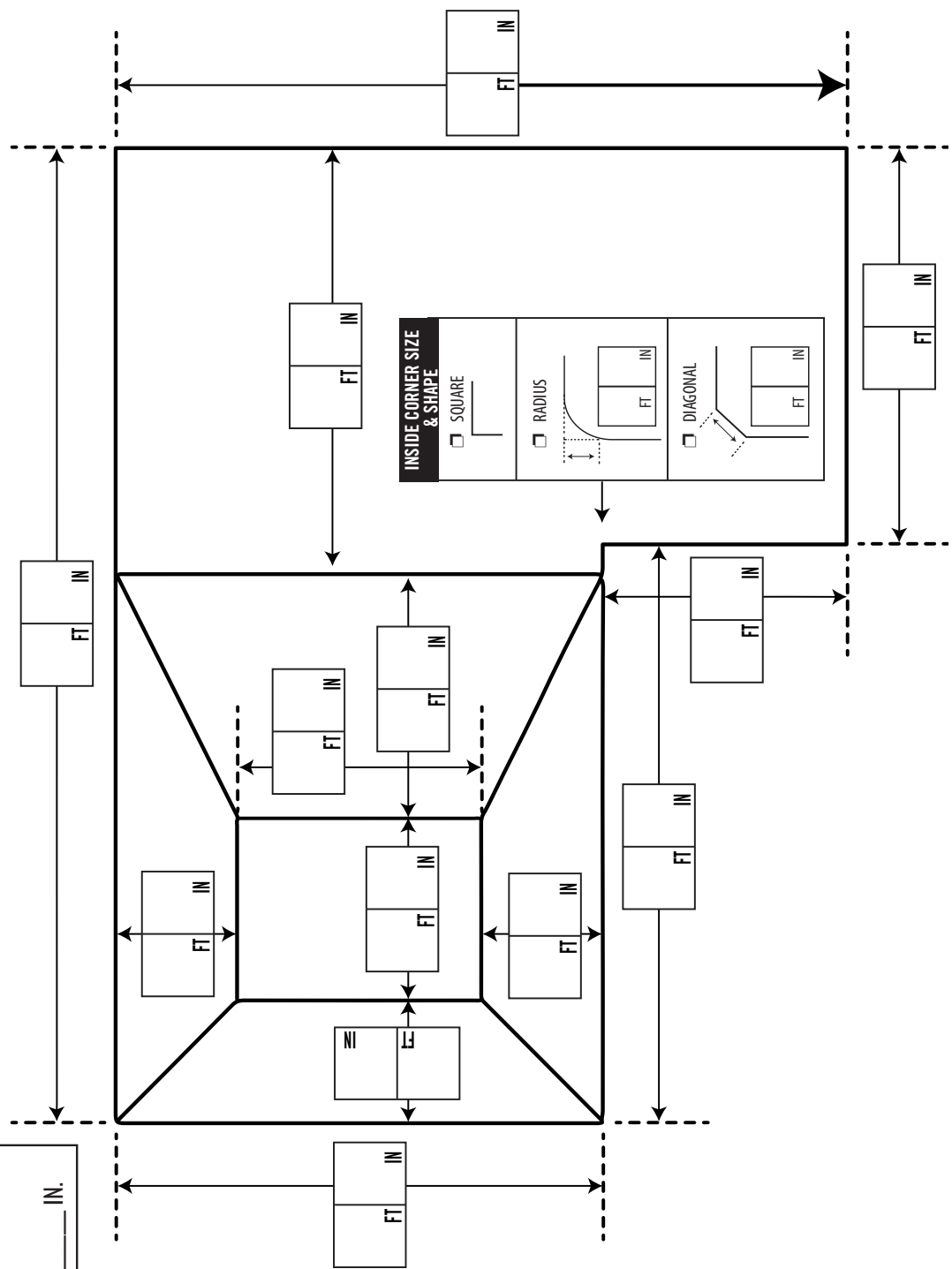


**HOPPER PAD CORNERS**

SQUARE

RADIUS \_\_\_\_\_ IN.

ALL LENGTH MEASUREMENTS MUST ADD UP TO THIS NUMBER.



ALL WIDTH MEASUREMENTS MUST ADD UP TO THIS NUMBER.

**CORNER SIZE & SHAPE**

SQUARE

RADIUS \_\_\_\_\_ FT \_\_\_\_\_ IN

DIAGONAL \_\_\_\_\_ FT \_\_\_\_\_ IN

**INSIDE CORNER SIZE & SHAPE**

SQUARE

RADIUS \_\_\_\_\_ FT \_\_\_\_\_ IN

DIAGONAL \_\_\_\_\_ FT \_\_\_\_\_ IN



# OVAL FLAT BOTTOM WITH COVE

CUSTOMER TAG NAME:

FIBERGLASS STEPS

VINYL COVERED STEPS

ORDER INFORMATION

YES -->  STRAIGHT  RADIUS

LOCATION:  CENTER SHALLOW END  OTHER (DRAW IN LOCATION)

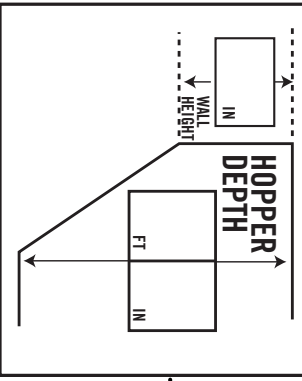
YES --> NOTE: STEP MEASURING FORM REQUIRED

LOCATION:  CENTER SHALLOW END  OTHER (DRAW IN LOCATION)

QUOTE #: \_\_\_\_\_ SO#: \_\_\_\_\_

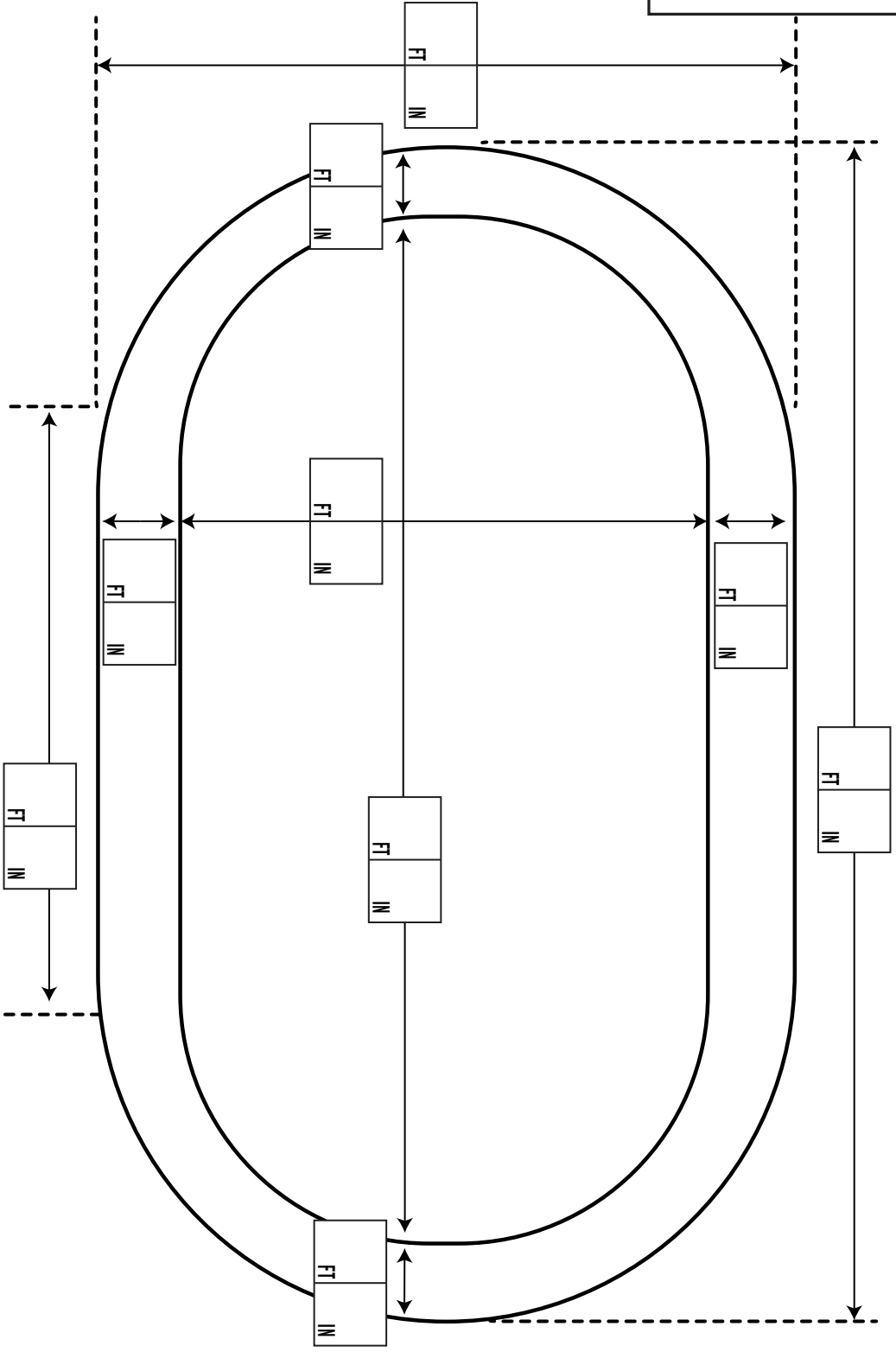
PO#: \_\_\_\_\_

## DEPTH MEASUREMENTS



ALL WIDTH MEASUREMENTS MUST ADD UP TO THIS NUMBER.

ALL LENGTH MEASUREMENTS MUST ADD UP TO THIS NUMBER.



# OVAL - OVAL HOPPER

CUSTOMER TAG NAME:

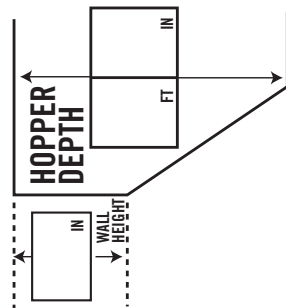
ORDER INFORMATION

QUOTE #:

SO#:

PO#:

## DEPTH MEASUREMENTS



ALL WIDTH MEASUREMENTS MUST ADD UP TO THIS NUMBER.

## FIBERGLASS STEPS

YES

STRAIGHT  RADIUS

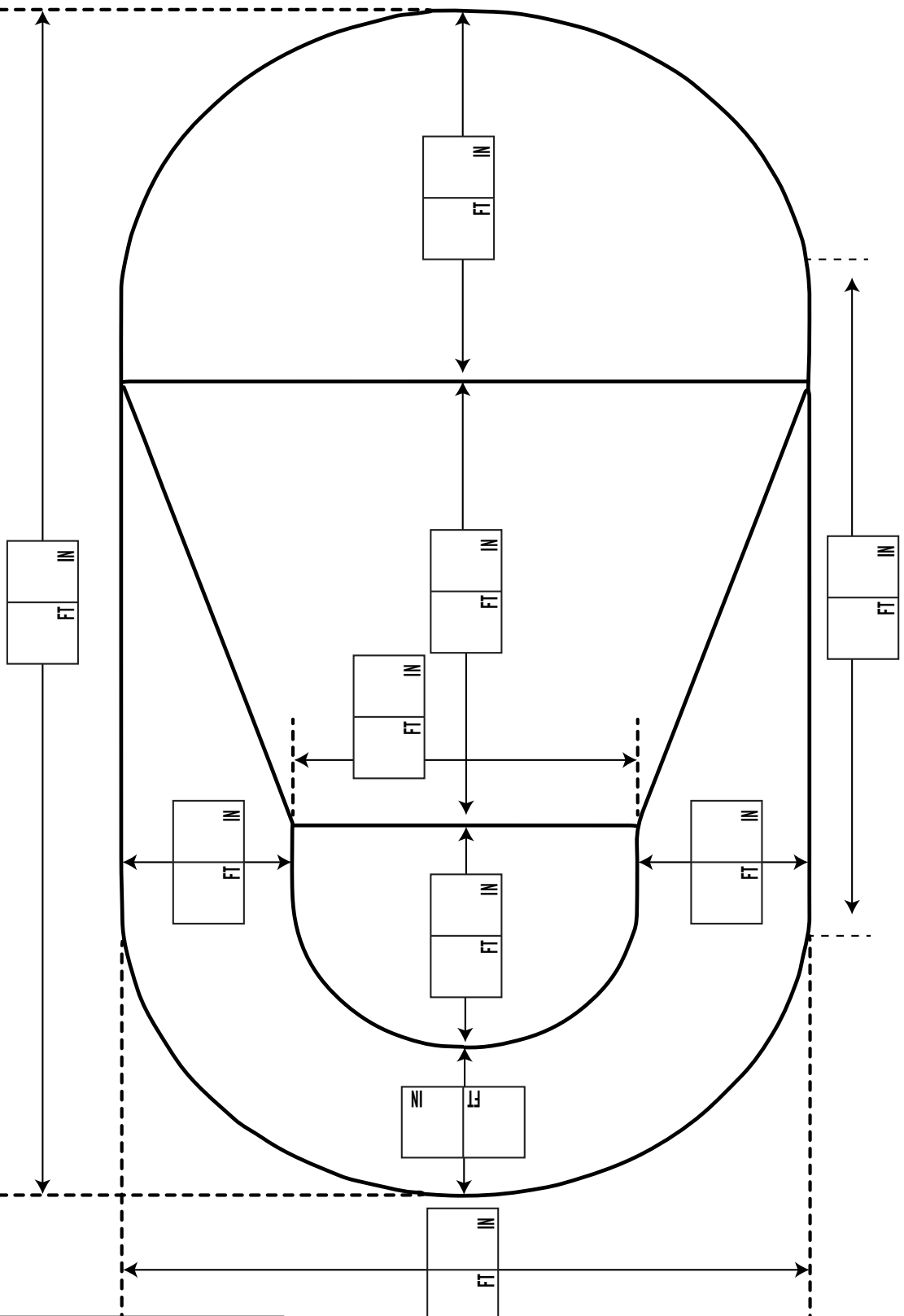
LOCATION:  CENTER SHALLOW END  OTHER (DRAW IN LOCATION)

## VINYL COVERED STEPS

YES --> NOTE: STEP MEASURING FORM REQUIRED

LOCATION:  CENTER SHALLOW END  OTHER (DRAW IN LOCATION)

ALL LENGTH MEASUREMENTS MUST ADD UP TO THIS NUMBER.



# OVAL - SAFETY LEDGE

CUSTOMER TAG NAME:

FIBERGLASS STEPS

VINYL COVERED STEPS

ORDER INFORMATION

YES -->  STRAIGHT  RADIUS

YES --> NOTE: STEP MEASURING FORM REQUIRED

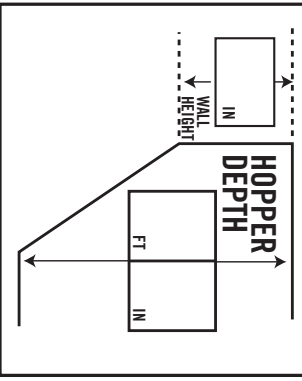
QUOTE #: \_\_\_\_\_ SO#: \_\_\_\_\_

LOCATION:  CENTER SHALLOW END  OTHER (DRAW IN LOCATION)

LOCATION:  CENTER SHALLOW END  OTHER (DRAW IN LOCATION)

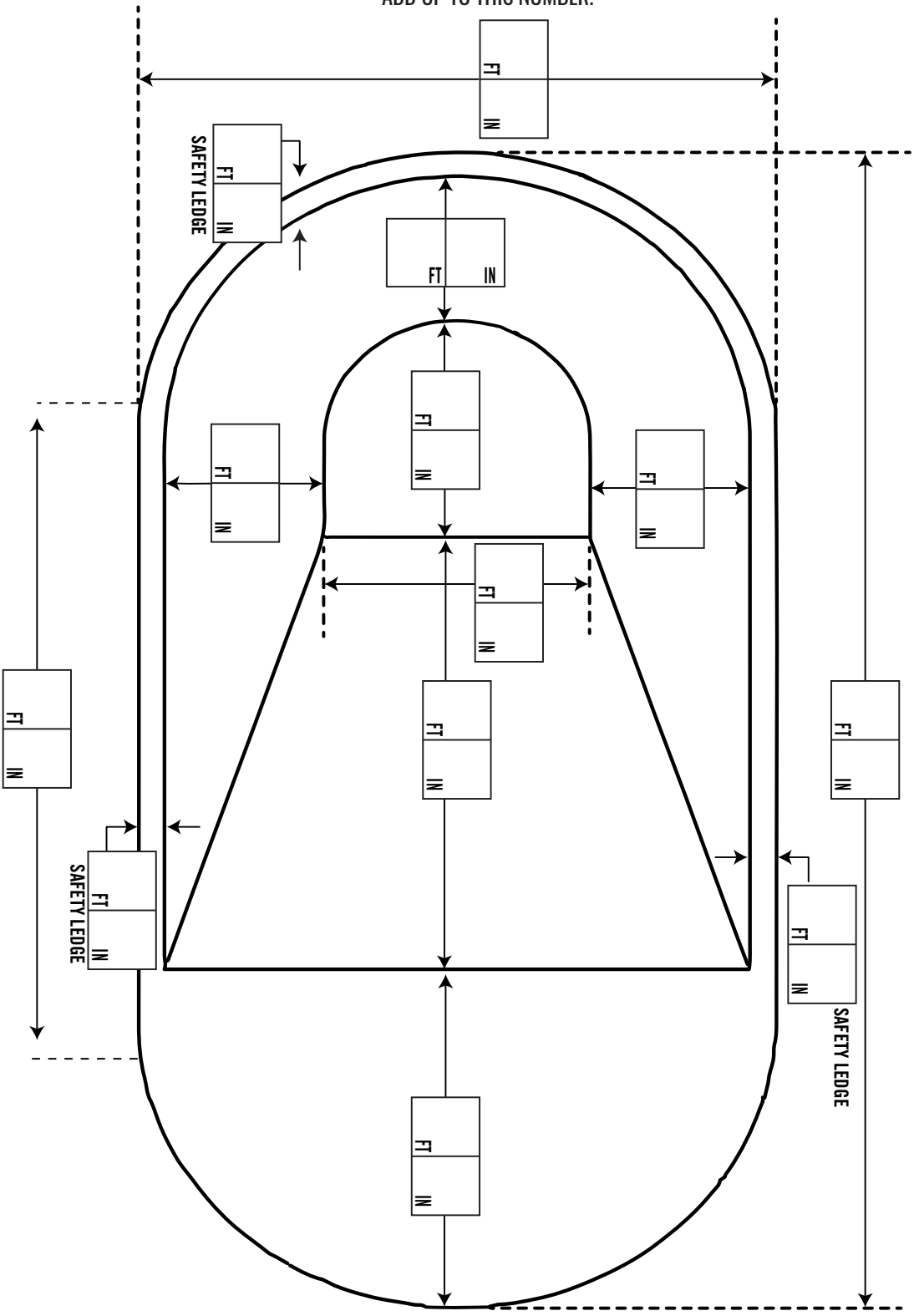
PO#: \_\_\_\_\_

## DEPTH MEASUREMENTS



ALL WIDTH MEASUREMENTS MUST ADD UP TO THIS NUMBER.

ALL LENGTH MEASUREMENTS MUST ADD UP TO THIS NUMBER.





# DOUBLE ROMAN - OVAL HOPPER

CUSTOMER TAG NAME:

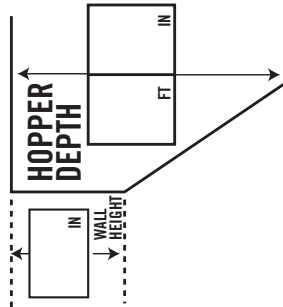
ORDER INFORMATION

QUOTE #:

SO#:

PO#:

## DEPTH MEASUREMENTS



## FIBERGLASS STEPS

YES

STRAIGHT  RADIUS

LOCATION:  CENTER SHALLOW END  OTHER (DRAW IN LOCATION)

## VINYL COVERED STEPS

YES --> NOTE: STEP MEASURING FORM REQUIRED

LOCATION:  CENTER SHALLOW END  OTHER (DRAW IN LOCATION)

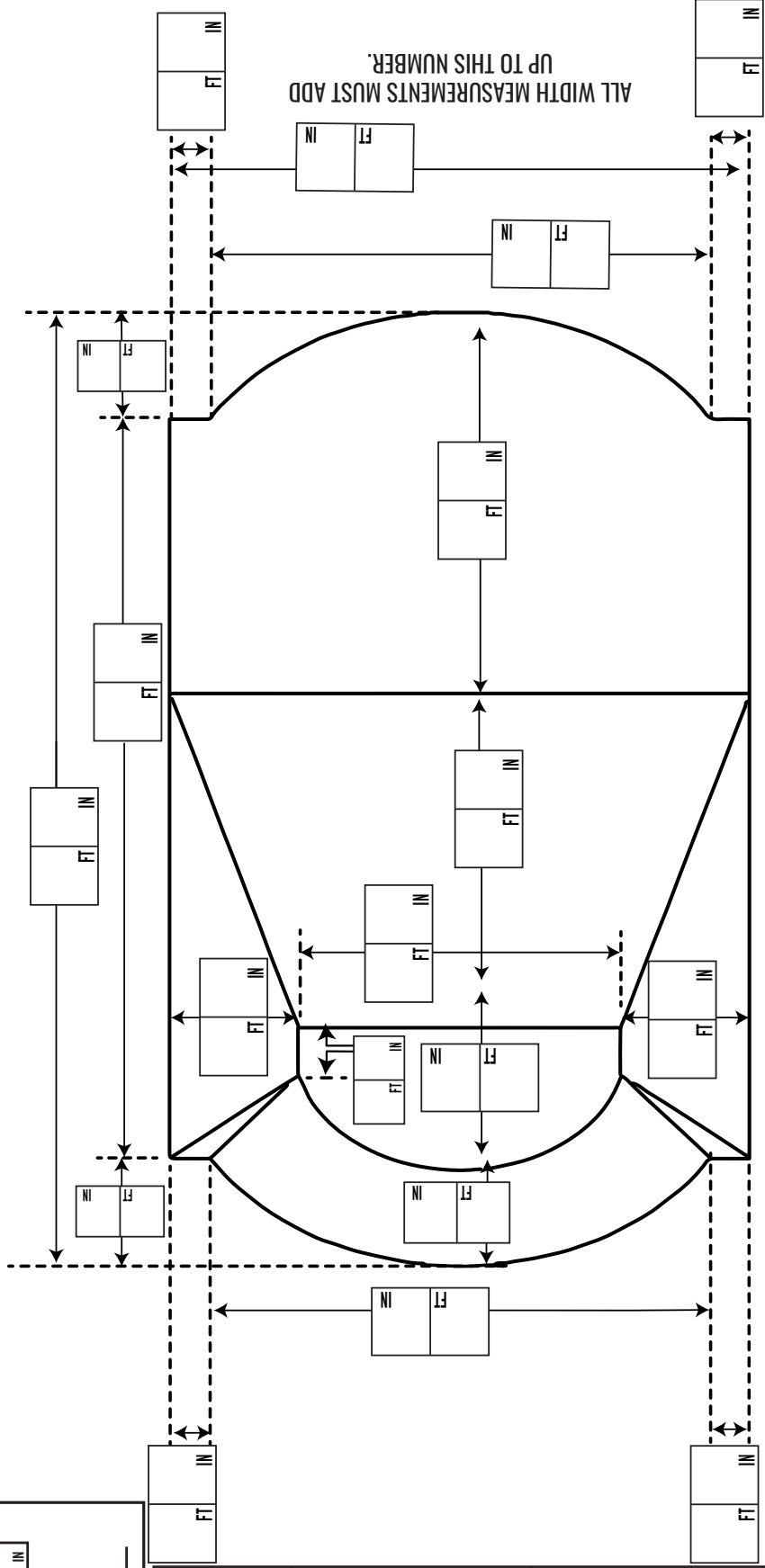
### CORNER SIZE & SHAPE

SQUARE

RADIUS

DIAGONAL

ALL LENGTH MEASUREMENTS MUST ADD UP TO THIS NUMBER.



CUSTOMER TAG NAME:

ORDER INFORMATION

QUOTE #: SQ#:

PO#:

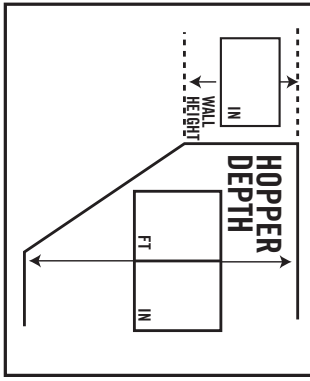
**FIBERGLASS STEPS**

YES -->  STRAIGHT  RADIUS  
 LOCATION  CENTER SHALLOW END  OTHER (DRAW IN LOCATION)

**VINYL COVERED STEPS**

YES --> NOTE: STEP MEASURING FORM REQUIRED  
 LOCATION:  CENTER SHALLOW END  OTHER (DRAW IN LOCATION)

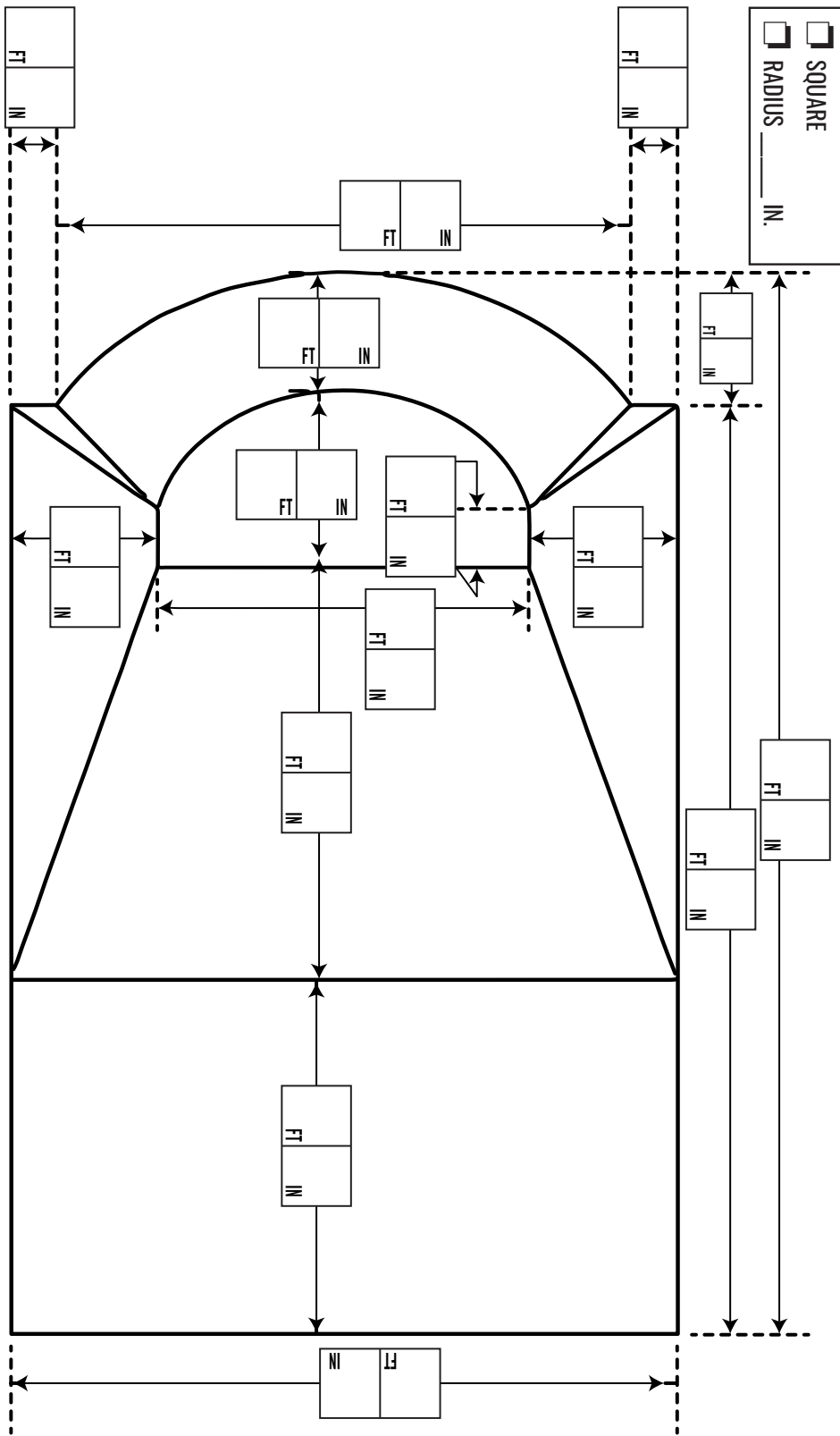
**DEPTH MEASUREMENTS**



**HOPPER PAD CORNERS**

SQUARE  
 RADIUS \_\_\_\_\_ IN.

ALL LENGTH MEASUREMENTS MUST ADD UP TO THIS NUMBER.



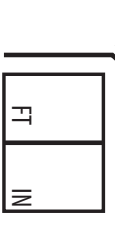
ALL WIDTH MEASUREMENTS MUST ADD UP TO THIS NUMBER.

**CORNER SIZE & SHAPE**

SQUARE

RADIUS

DIAGONAL



# 3 TREAD RECTANGLE STEP

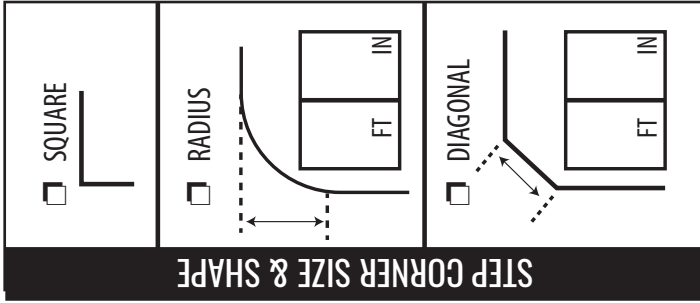
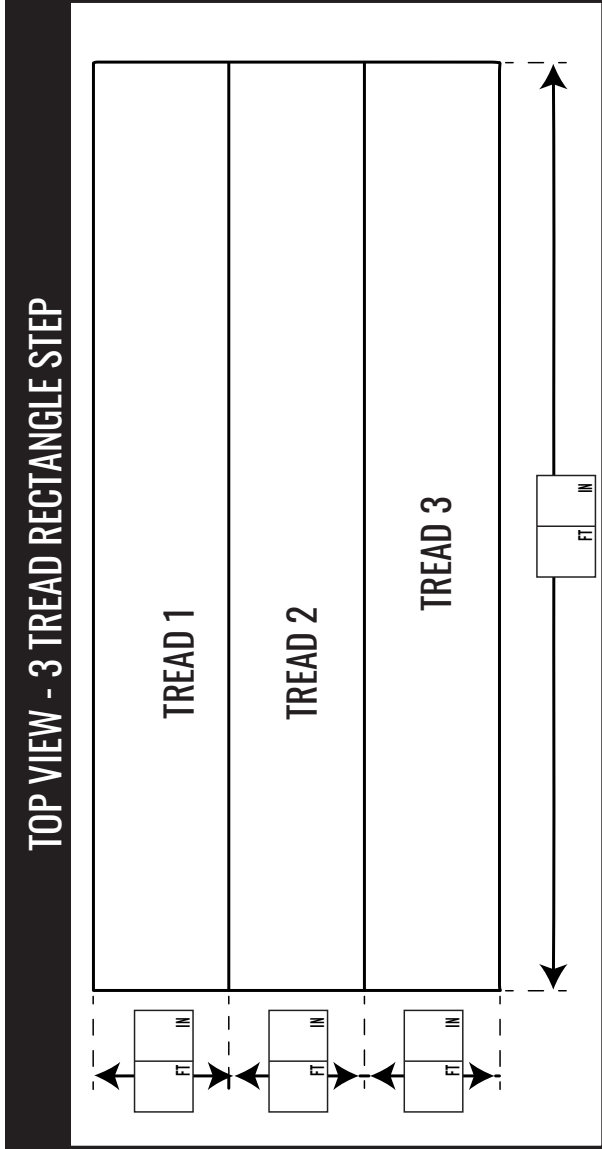
**CUSTOMER TAG NAME:**

---

**ORDER INFORMATION**

QUOTE #: \_\_\_\_\_ SO#: \_\_\_\_\_

PO#: \_\_\_\_\_



**STEP ATTACHMENT**

NONE

ROD POCKETS

BEADING

IS BEAD REQUIRED ON SIDES OF TOP TREAD?

YES  NO

**MATERIAL**

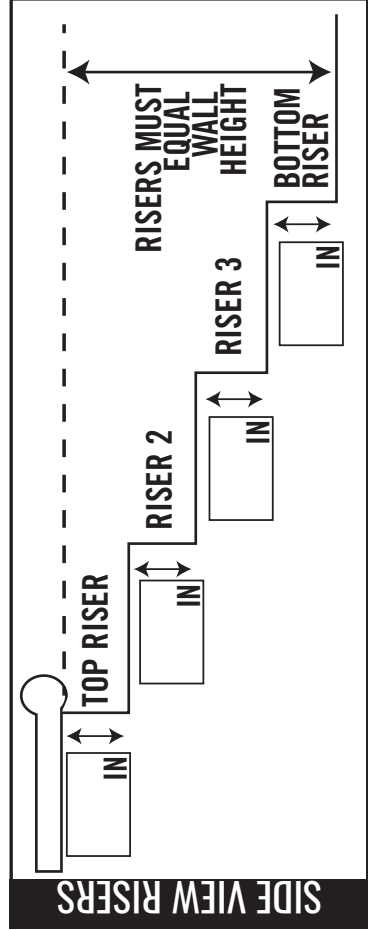
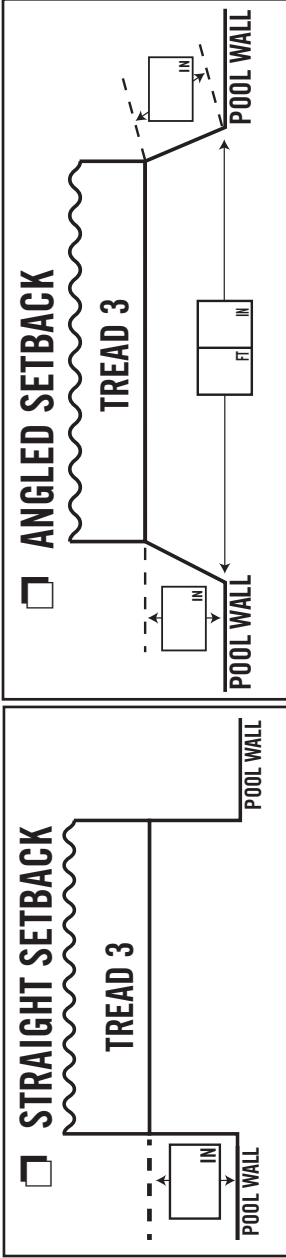
SAME AS FLOOR

SURE-STEP TEXTURE

**LOCATION**

CENTER END SHALLOW

OTHER (DRAW LOCATION)



# 4 TREAD RECTANGLE STEP

CUSTOMER TAG NAME:

ORDER INFORMATION

QUOTE #: SO#:

PO#:

**STEP ATTACHMENT**

- NONE
- ROD POCKETS
- BEADING

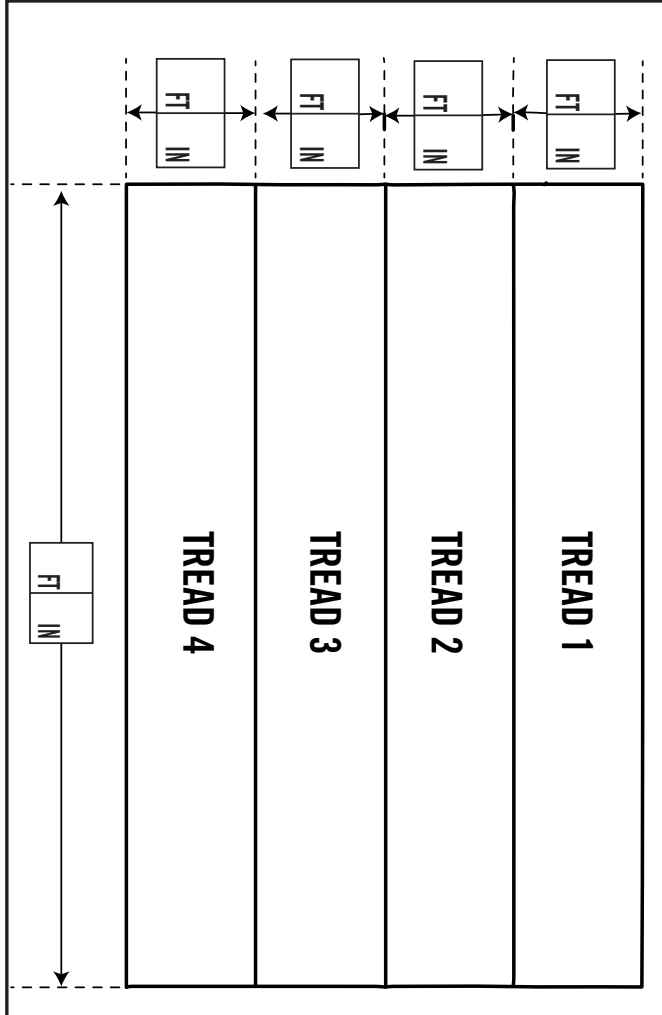
**MATERIAL**

- SAME AS FLOOR
- SURE-STEP TEXTURE

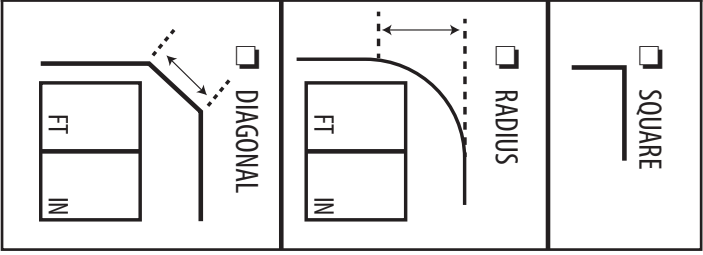
**LOCATION**

- CENTER END SHALLOW
- OTHER (DRAW LOCATION)

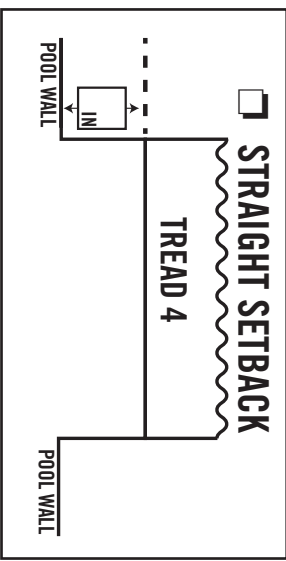
**TOP VIEW - 4 TREAD RECTANGLE STEP**



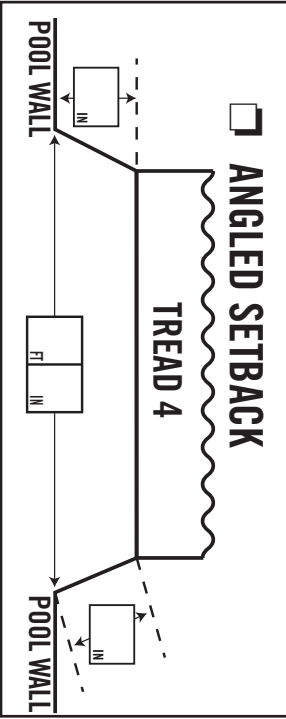
**STEP CORNER SIZE & SHAPE**



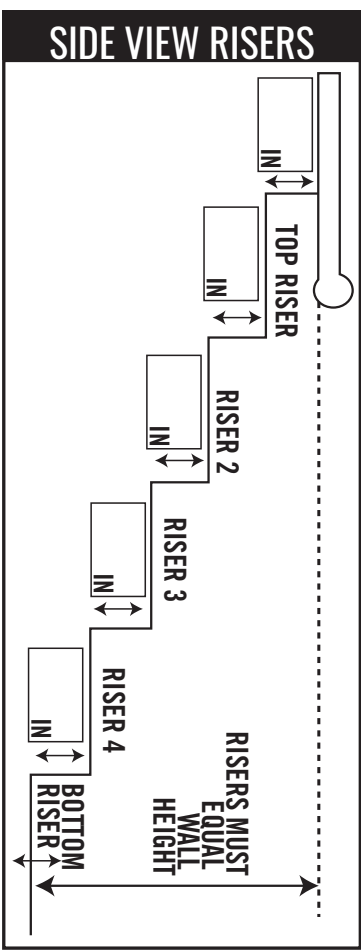
**STRAIGHT SETBACK**



**ANGLED SETBACK**



**SIDE VIEW RISERS**



# CORNER CAKE STEP

CUSTOMER TAG NAME:

ORDER INFORMATION

QUOTE #:

SO#:

PO#:

**STEP ATTACHMENT**

- NONE
- ROD POCKETS
- BEADING

**MATERIAL**

- SAME AS FLOOR
- SURE-STEP TEXTURE

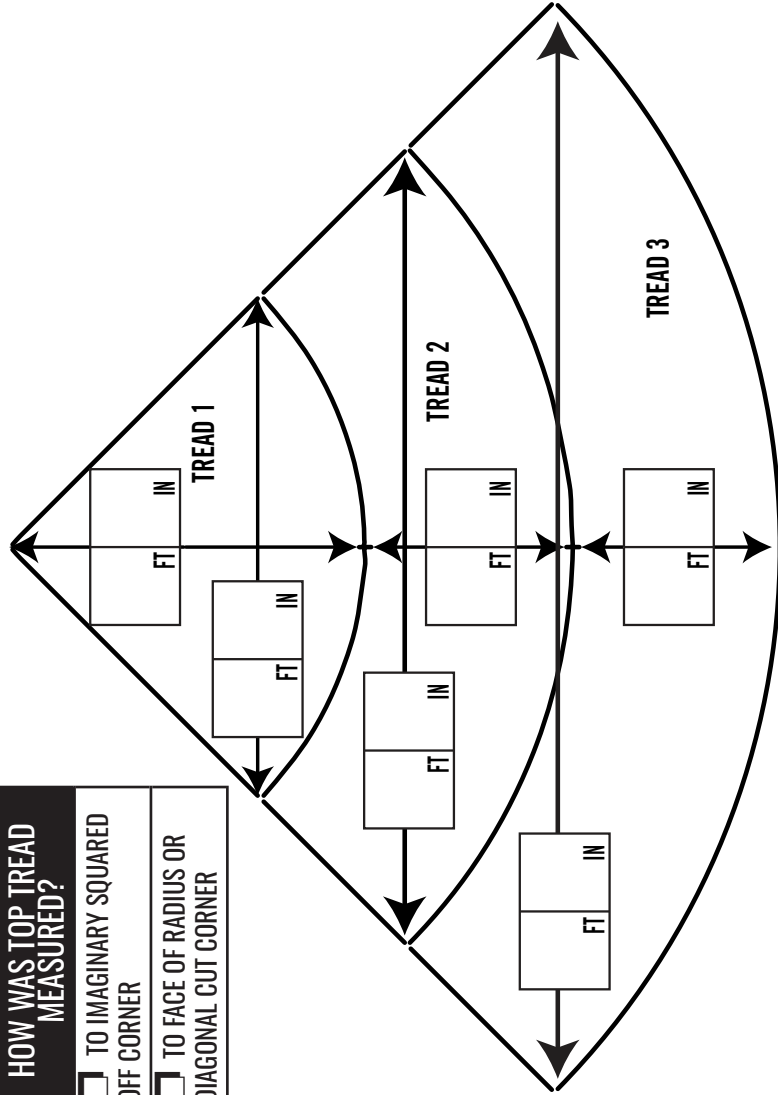
**LOCATION**

- DRAW LOCATION ON POOL VIEW FORM
- OTHER (DRAW LOCATION)

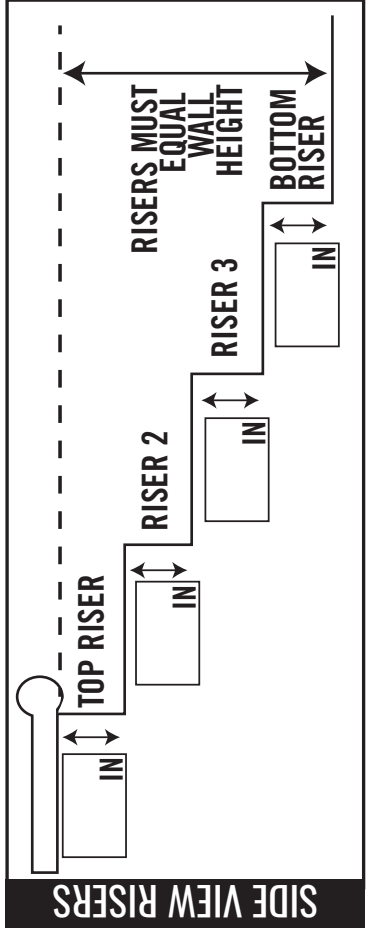
## TOP VIEW - CORNER CAKE STEP

HOW WAS TOP TREAD MEASURED?

- TO IMAGINARY SQUARED OFF CORNER
- TO FACE OF RADIUS OR DIAGONAL CUT CORNER



## STEP CORNER SIZE & SHAPE





CUSTOMER TAG NAME:

ORDER INFORMATION

QUOTE #: \_\_\_\_\_ SO#:

PO#:

**STEP ATTACHMENT**

- NONE
- ROD POCKETS
- BEADING

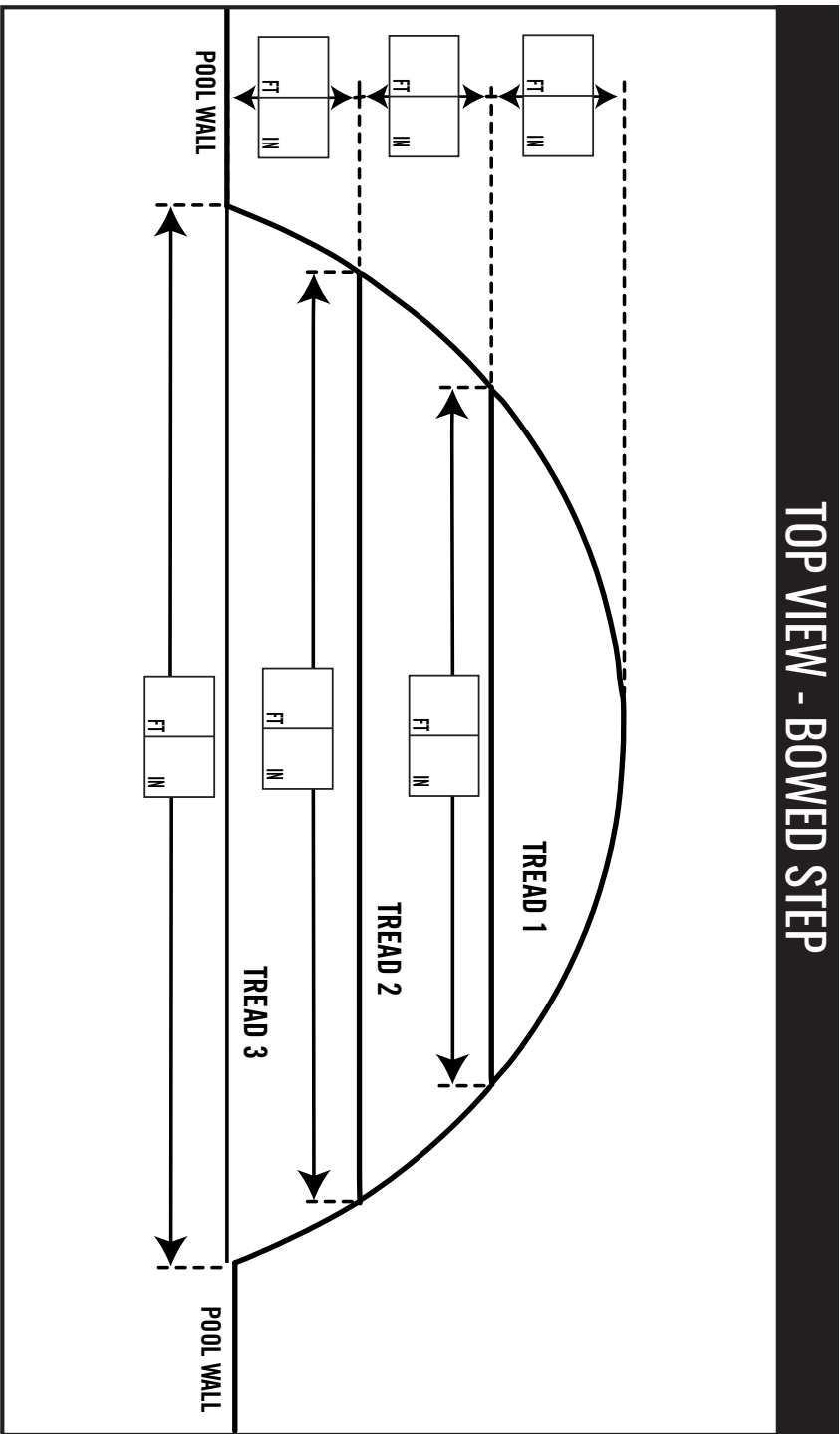
**MATERIAL**

- SAME AS FLOOR
- SURE-STEP TEXTURE

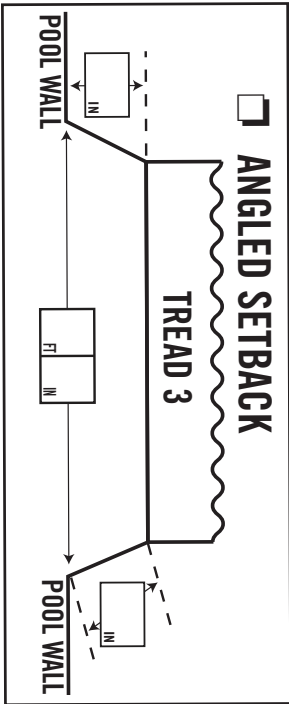
**LOCATION**

- CENTER END SHALLOW
- OTHER (DRAW LOCATION)

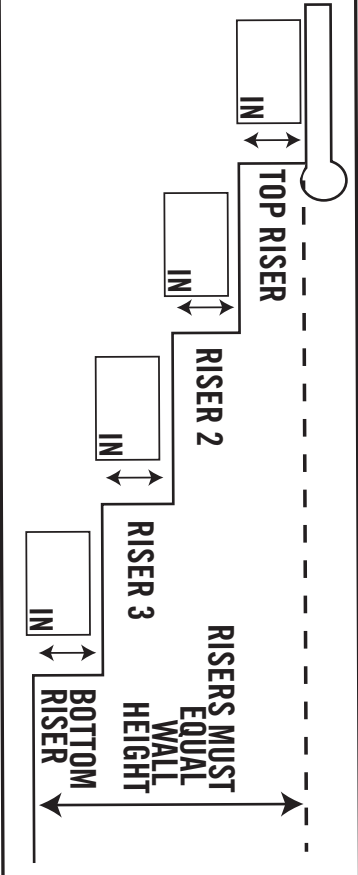
**TOP VIEW - BOWED STEP**



**ANGLED SETBACK**



**SIDE VIEW RISERS**



# CORNER STEP

**CUSTOMER TAG NAME:**

**ORDER INFORMATION**

QUOTE #: \_\_\_\_\_ SO#: \_\_\_\_\_

PO#: \_\_\_\_\_

**STEP ATTACHMENT**

- NONE
- ROD POCKETS
- BEADING

**MATERIAL**

- SAME AS FLOOR
- SURE-STEP TEXTURE

**LOCATION**

- DRAW LOCATION ON POOL VIEW FORM

**STEP CORNER SIZE & SHAPE**

SQUARE

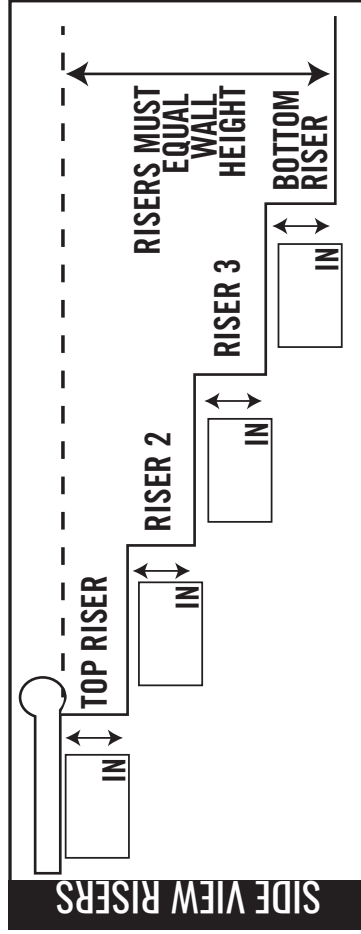
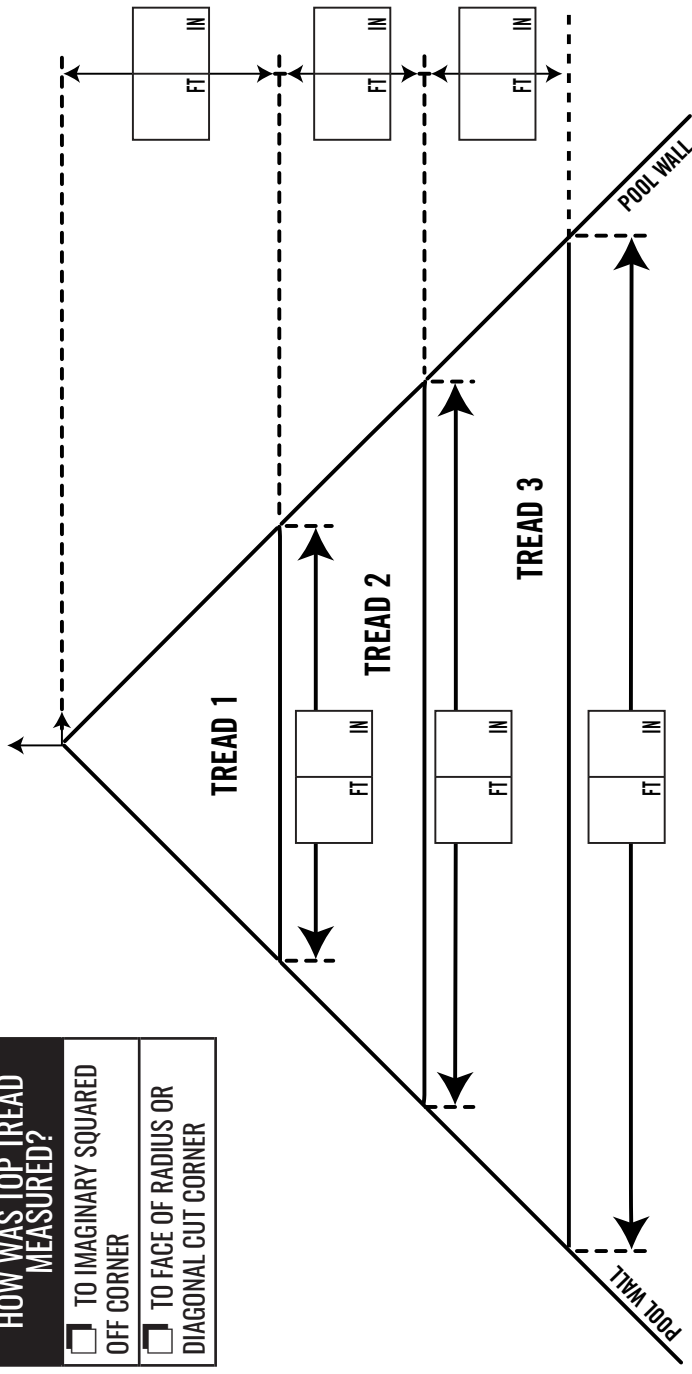
RADIUS

DIAGONAL

## TOP VIEW - CORNER STEP

**HOW WAS TOP TREAD MEASURED?**

- TO IMAGINARY SQUARED OFF CORNER
- TO FACE OF RADIUS OR DIAGONAL CUT CORNER



CUSTOMER TAG NAME:

ORDER INFORMATION

QUOTE #: \_\_\_\_\_ SO#:

PO#:

**STEP ATTACHMENT**

- NONE
- ROD POCKETS
- BEADING

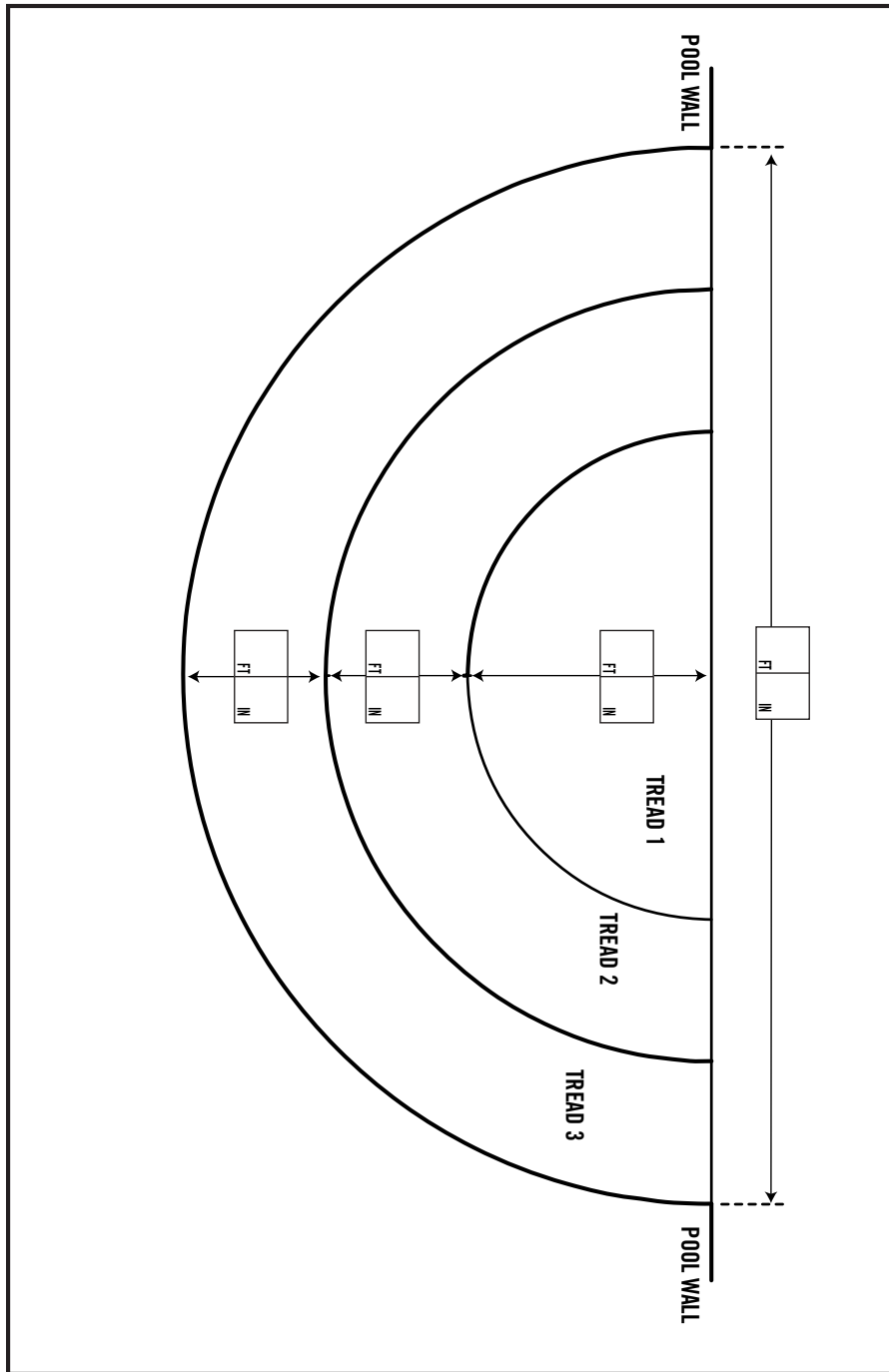
**MATERIAL**

- SAME AS FLOOR
- SURE-STEP TEXTURE

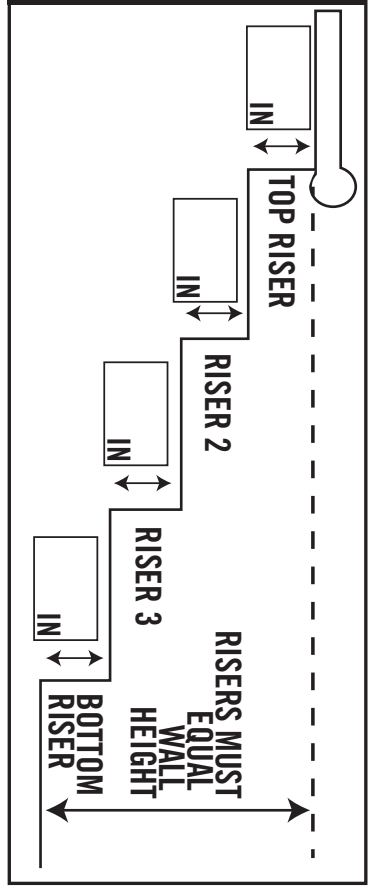
**LOCATION**

- CENTER END SHALLOW
- OTHER (DRAW LOCATION)

**TOP VIEW - FULL CAKE STEP**



**SIDE VIEW RISERS**



**CUSTOMER TAG NAME:**

**ORDER INFORMATION**

QUOTE #:

SO#:

PO#:

**BENCH ATTACHMENT**

NONE

ROD POCKETS

BEADING

**MATERIAL**

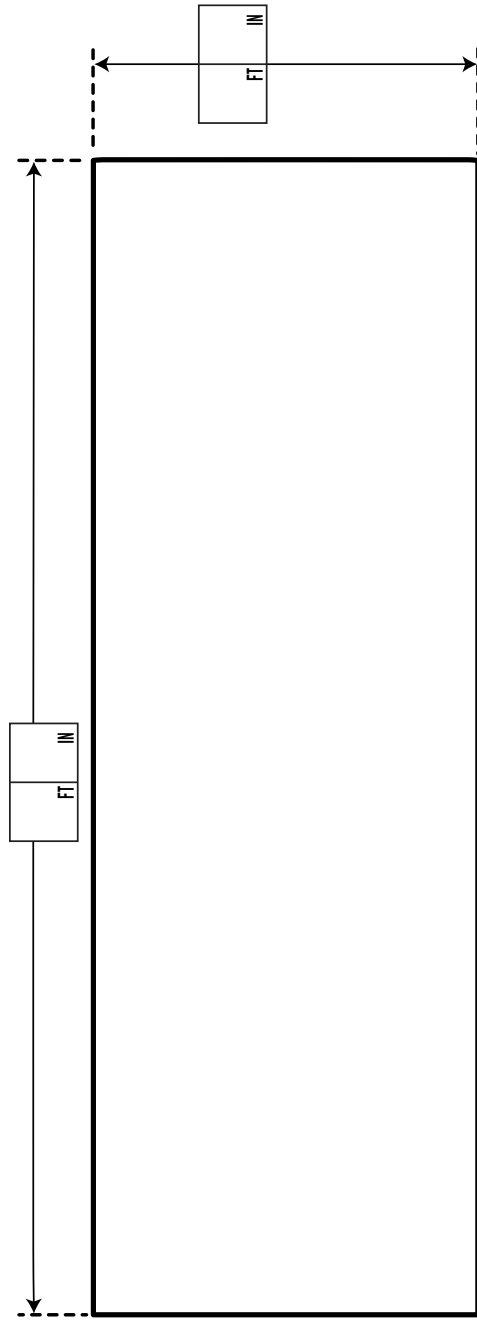
SAME AS FLOOR

SURE-STEP TEXTURE

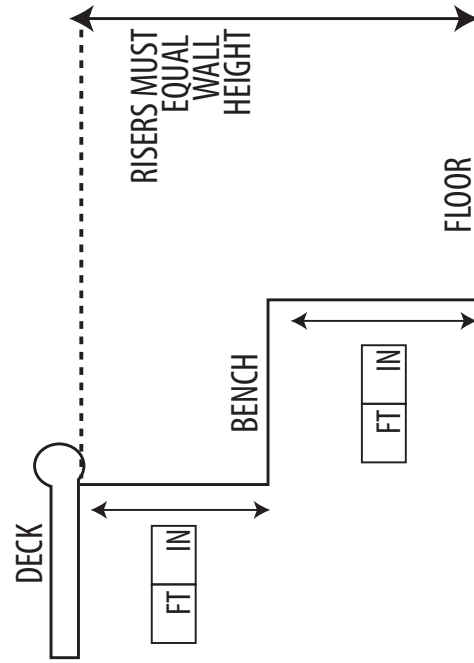
**LOCATION**

DRAW LOCATION ON SHAPE PAGE

**TOP VIEW - BENCH**



**SIDE VIEW - BENCH RISER**

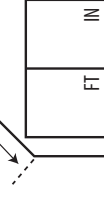
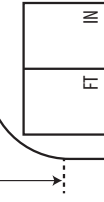


**STEP CORNER SIZE & SHAPE**

SQUARE

RADIUS

DIAGONAL



**CUSTOMER TAG NAME:**

**ORDER INFORMATION**

QUOTE #: \_\_\_\_\_ SQ#: \_\_\_\_\_

PO#: \_\_\_\_\_

**FIBERGLASS STEPS**

YES -->  STRAIGHT  RADIUS \_\_\_\_\_

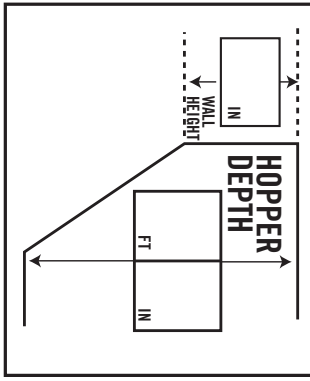
LOCATION:  CENTER SHALLOW END  OTHER (DRAW IN LOCATION)

**VINYL COVERED STEPS**

YES --> NOTE: STEP MEASURING FORM REQUIRED

LOCATION:  CENTER SHALLOW END  OTHER (DRAW IN LOCATION)

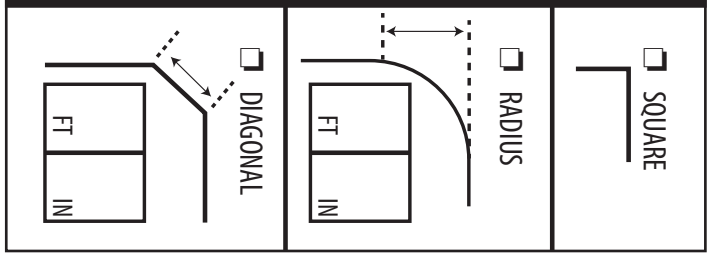
**DEPTH MEASUREMENTS**



**HOPPER PAD CORNERS**

SQUARE  
 RADIUS \_\_\_\_\_ IN.

**CORNER SIZE & SHAPE**



**POOL DRAWING**

**IMPORTANT! INCLUDE AB LINE IN YOUR SKETCH BELOW.**

DISTANCE OF POINT A TO POINT B: \_\_\_\_\_  
PROVIDE A - B FORM.

# CUSTOM SHAPE MEASURING FORM

ORDER INFORMATION	
QUOTE#:	PO#:
SO#:	

CUSTOMER TAG NAME:

## AB POINTS

	A		B			A		B			A		B	
	FT	IN	FT	IN		FT	IN	FT	IN		FT	IN	FT	IN
1					31					61				
2					32					62				
3					33					63				
4					34					64				
5					35					65				
6					36					66				
7					37					67				
8					38					68				
9					39					69				
10					40					70				
11					41					71				
12					42					72				
13					43					73				
14					44					74				
15					45					75				
16					46					76				
17					47					77				
18					48					78				
19					49					79				
20					50					80				
21					51					81				
22					52					82				
23					53					83				
24					54					84				
25					55					85				
26					56					86				
27					57					87				
27					58					88				
29					59					89				
30					60					90				

## SHALLOW BREAK POINTS

PT # \_\_\_ TO PT # \_\_\_

## DEEP BREAK POINTS

PT # \_\_\_ TO PT # \_\_\_

## FIBERGLASS STEP

PT # \_\_\_ TO PT # \_\_\_

STRAIGHT  RADIUS

## VINYL COVERED STEP

PT # \_\_\_ TO PT # \_\_\_

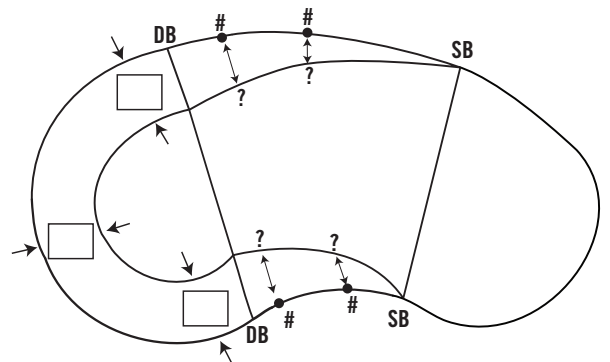
Note: Provide correct step measuring form.

## TRANSITION SLOPE MEASUREMENTS

MEASURE PERPENDICULAR TO SIDE WALL

*SEE DIAGRAM 1 BELOW	DISTANCE OUT
PT # _____	_____ IN.
PT # _____	_____ IN.
PT # _____	_____ IN.
PT # _____	_____ IN.

DIAGRAM 1



	FT	IN
DISTANCE FROM "A" TO "B"		

FT IN

	FT	IN	From PT #	TO PT #
Overall Length				
Overall Width				
Optional 2nd Overall Length				
Optional 2nd Overall Width				

COMMENTS / SPECIAL NOTES:





**COMPLETED FORMS CAN BE FAXED TO 330-744-1227 OR  
EMAILED TO [GLI@GLIPOOLPRODUCTS.COM](mailto:GLI@GLIPOOLPRODUCTS.COM)**

-- These forms are downloadable via the below website --  
[WWW.GLIPOOLPRODUCTS.COM/IGFORMS](http://WWW.GLIPOOLPRODUCTS.COM/IGFORMS)

